



OIL ANALYSIS REPORT

WEAR	NORMAL
CONTAMINATION	NORMAL
FLUID CONDITION	NORMAL



Machine Id
CATERPILLAR D6N XL 21-118
Component
Diesel Engine
Fluid
SHELL ROTELLA T3 15W40 (--- GAL)

RECOMMENDATION

Resample at the next service interval to monitor.

Test	UOM	Method	Limit/Abn	Current	History1	History2
Sample Number		Client Info		PE0004132	PE0002255	PE0000409
Sample Date		Client Info		17 Jun 2024	29 Oct 2023	12 Sep 2023
Machine Age	hrs	Client Info		3112	2669	2294
Oil Age	hrs	Client Info		350	350	350
Filter Age	hrs	Client Info		350	350	350
Oil Changed		Client Info		Changed	Changed	Changed
Filter Changed		Client Info		Changed	Changed	Changed
Sample Status				NORMAL	NORMAL	NORMAL

WEAR

All component wear rates are normal.

Iron	ppm	ASTM D5185m	>100	23	9	11
Chromium	ppm	ASTM D5185m	>20	<1	<1	<1
Nickel	ppm	ASTM D5185m	>2	0	<1	<1
Titanium	ppm	ASTM D5185m	>2	0	<1	0
Silver	ppm	ASTM D5185m	>2	0	0	0
Aluminum	ppm	ASTM D5185m	>25	11	6	3
Lead	ppm	ASTM D5185m	>40	<1	<1	<1
Copper	ppm	ASTM D5185m	>330	<1	<1	1
Tin	ppm	ASTM D5185m	>15	0	0	<1
Vanadium	ppm	ASTM D5185m		0	0	0
White Metal	scalar	*Visual	NONE	NONE	NONE	NONE
Yellow Metal	scalar	*Visual	NONE	NONE	NONE	NONE

CONTAMINATION

There is no indication of any contamination in the oil.

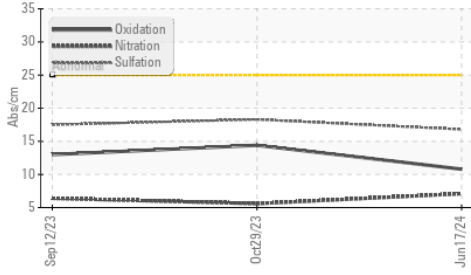
Silicon	ppm	ASTM D5185m	>25	4	4	4
Potassium	ppm	ASTM D5185m	>20	1	2	2
Fuel		WC Method	>5	<1.0	<1.0	<1.0
Water		WC Method	>0.2	NEG	NEG	NEG
Glycol		WC Method		NEG	NEG	NEG
Soot %	%	*ASTM D7844	>3	0.2	0.1	0.2
Nitration	Abs/cm	*ASTM D7624	>20	7.1	5.6	6.4
Sulfation	Abs/.1mm	*ASTM D7415	>30	16.8	18.3	17.5
Silt	scalar	*Visual	NONE	NONE	NONE	NONE
Debris	scalar	*Visual	NONE	NONE	NONE	NONE
Sand/Dirt	scalar	*Visual	NONE	NONE	NONE	NONE
Appearance	scalar	*Visual	NORML	NORML	NORML	NORML
Odor	scalar	*Visual	NORML	NORML	NORML	NORML
Emulsified Water	scalar	*Visual	>0.2	NEG	NEG	NEG

FLUID CONDITION

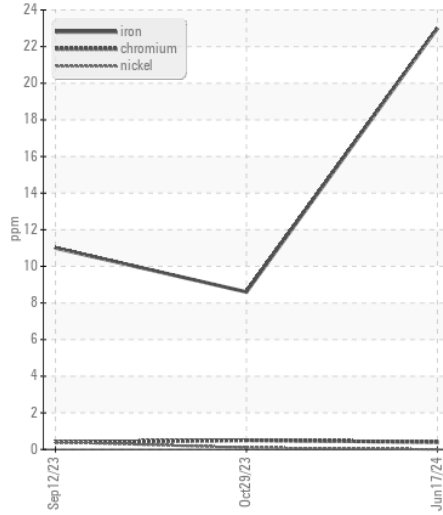
The BN result indicates that there is suitable alkalinity remaining in the oil. The condition of the oil is suitable for further service.

Sodium	ppm	ASTM D5185m		1	<1	1
Boron	ppm	ASTM D5185m	10	18	111	78
Barium	ppm	ASTM D5185m	0	0	0	0
Molybdenum	ppm	ASTM D5185m	10	12	59	55
Manganese	ppm	ASTM D5185m		<1	0	<1
Magnesium	ppm	ASTM D5185m	10	83	367	337
Calcium	ppm	ASTM D5185m	2600	2475	1672	1872
Phosphorus	ppm	ASTM D5185m	1050	1031	1037	1045
Zinc	ppm	ASTM D5185m	1250	1191	1209	1263
Sulfur	ppm	ASTM D5185m	3900	4393	3924	4187
Oxidation	Abs/.1mm	*ASTM D7414	>25	10.8	14.4	13.0
Base Number (BN)	mg KOH/g	ASTM D2896	10.6	6.9	8.5	8.5
Visc @ 100°C	cSt	ASTM D445	15.5	13.8	14.0	13.8

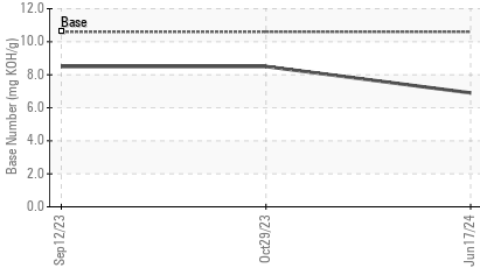
FT-IR (Direct Trend)



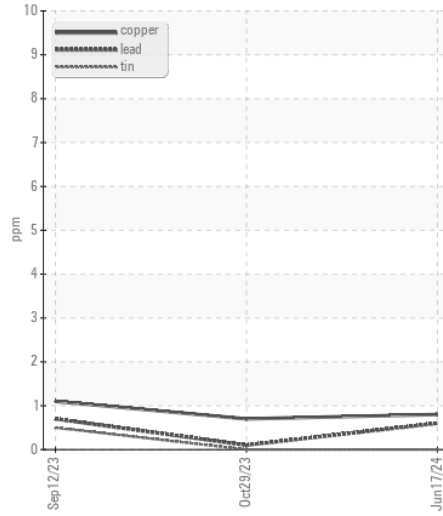
Ferrous Alloys



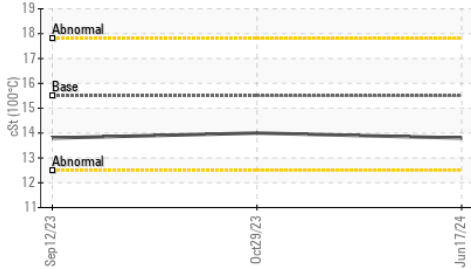
Base Number



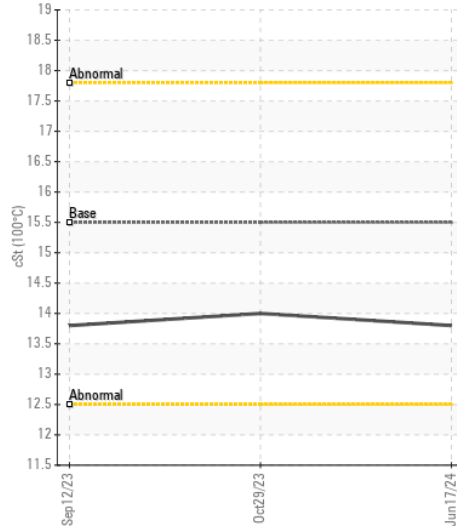
Non-ferrous Metals



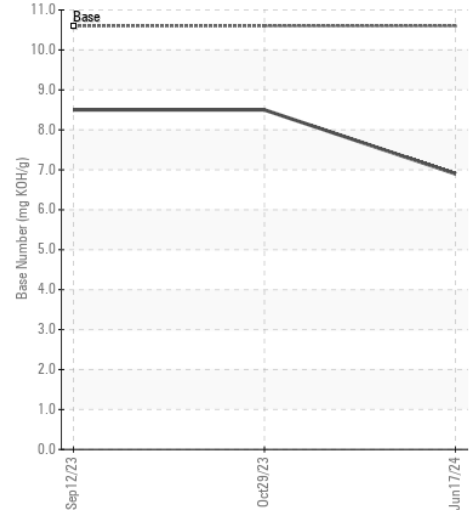
Viscosity @ 100°C



Viscosity @ 100°C



Base Number



Certificate L2367

Laboratory : WearCheck USA - 501 Madison Ave., Cary, NC 27513
Sample No. : PE0004132 **Received** : 08 Jul 2024
Lab Number : 06231132 **Tested** : 10 Jul 2024
Unique Number : 11114625 **Diagnosed** : 10 Jul 2024 - Don Baldridge
Test Package : CONST (Additional Tests: FT-IR, ICP, KV100, SCREEN, TBN)

SCHERMER CONSTRUCTION
 299 US-101
 HOQUIAM, WA
 US 98550
 Contact: Service Manager
 office@schmerconstruction.com

To discuss this sample report, contact Customer Service at 1-800-237-1369.

* - Denotes test methods that are outside of the ISO 17025 scope of accreditation.

Statements of conformity to specifications are based on the simple acceptance decision rule (JCGM 106:2012)

T:
F: