



OIL ANALYSIS REPORT

WEAR	NORMAL
CONTAMINATION	NORMAL
FLUID CONDITION	NORMAL

Machine Id
6706
 Component
Diesel Engine
 Fluid
{not provided} (--- GAL)

RECOMMENDATION

Resample at the next service interval to monitor.

Test	UOM	Method	Limit/Abn	Current	History1	History2
Sample Number		Client Info		PTK0005525	PTK0003290	PTK0002726
Sample Date		Client Info		28 Jun 2024	21 Dec 2023	23 Sep 2021
Machine Age	hrs	Client Info		0	4568	1909
Oil Age	hrs	Client Info		0	0	0
Filter Age	hrs	Client Info		0	0	0
Oil Changed		Client Info		N/A	N/A	N/A
Filter Changed		Client Info		N/A	N/A	N/A
Sample Status				NORMAL	NORMAL	NORMAL

WEAR

All component wear rates are normal.

Iron	ppm	ASTM D5185m	>100	14	3	10
Chromium	ppm	ASTM D5185m	>20	0	0	<1
Nickel	ppm	ASTM D5185m	>4	0	0	<1
Titanium	ppm	ASTM D5185m		0	0	0
Silver	ppm	ASTM D5185m	>3	0	0	<1
Aluminum	ppm	ASTM D5185m	>20	2	2	2
Lead	ppm	ASTM D5185m	>40	<1	<1	<1
Copper	ppm	ASTM D5185m	>330	<1	<1	16
Tin	ppm	ASTM D5185m	>15	0	<1	<1
Vanadium	ppm	ASTM D5185m		0	0	0
White Metal	scalar	*Visual	NONE	NONE	NONE	NONE
Yellow Metal	scalar	*Visual	NONE	NONE	NONE	NONE

CONTAMINATION

There is no indication of any contamination in the oil.

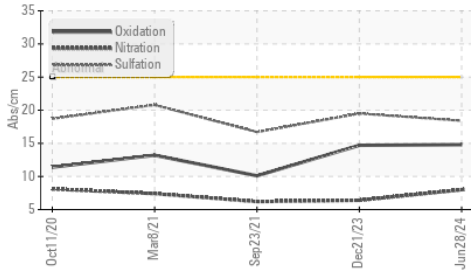
Silicon	ppm	ASTM D5185m	>25	3	2	2
Potassium	ppm	ASTM D5185m	>20	<1	<1	<1
Fuel		WC Method	>5	<1.0	<1.0	<1.0
Water		WC Method	>0.2	NEG	NEG	NEG
Glycol		WC Method		NEG	NEG	NEG
Soot %	%	*ASTM D7844	>3	0.3	0.2	0.2
Nitration	Abs/cm	*ASTM D7624	>20	8.0	6.4	6.2
Sulfation	Abs/.1mm	*ASTM D7415	>30	18.4	19.5	16.7
Silt	scalar	*Visual	NONE	NONE	NONE	NONE
Debris	scalar	*Visual	NONE	NONE	NONE	NONE
Sand/Dirt	scalar	*Visual	NONE	NONE	NONE	NONE
Appearance	scalar	*Visual	NORML	NORML	NORML	NORML
Odor	scalar	*Visual	NORML	NORML	NORML	NORML
Emulsified Water	scalar	*Visual	>0.2	NEG	NEG	NEG

FLUID CONDITION

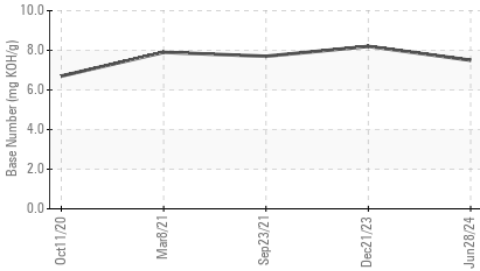
The BN result indicates that there is suitable alkalinity remaining in the oil. The condition of the oil is suitable for further service.

Sodium	ppm	ASTM D5185m		<1	1	3
Boron	ppm	ASTM D5185m		39	77	93
Barium	ppm	ASTM D5185m		0	0	0
Molybdenum	ppm	ASTM D5185m		65	64	19
Manganese	ppm	ASTM D5185m		<1	0	<1
Magnesium	ppm	ASTM D5185m		491	445	108
Calcium	ppm	ASTM D5185m		1837	1599	2090
Phosphorus	ppm	ASTM D5185m		851	819	915
Zinc	ppm	ASTM D5185m		976	899	1029
Sulfur	ppm	ASTM D5185m		3660	3224	3097
Oxidation	Abs/.1mm	*ASTM D7414	>25	14.8	14.7	10.1
Base Number (BN)	mg KOH/g	ASTM D2896		7.5	8.2	7.7
Visc @ 100°C	cSt	ASTM D445		13.3	13.8	13.3

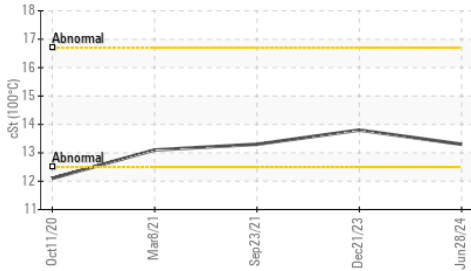
FT-IR (Direct Trend)



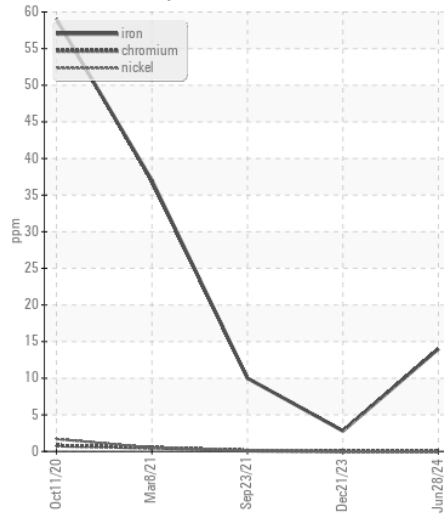
Base Number



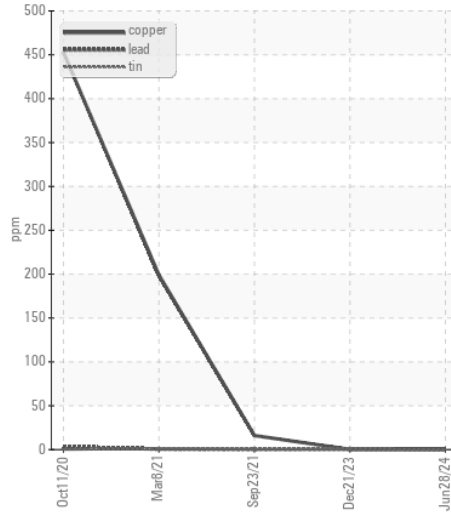
Viscosity @ 100°C



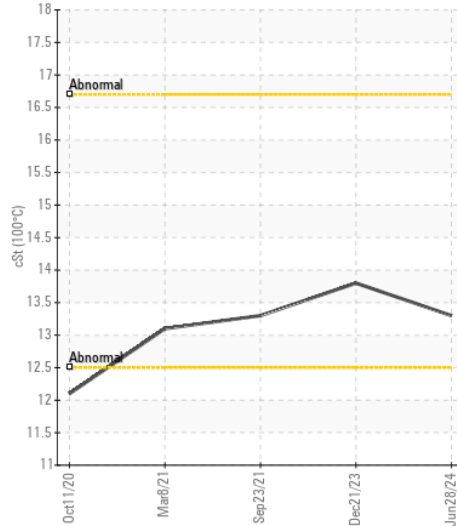
Ferrous Alloys



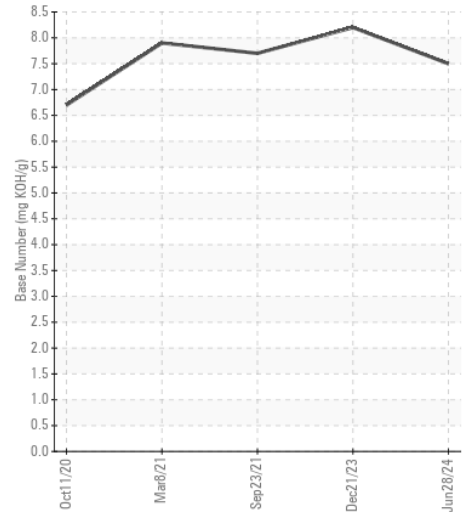
Non-ferrous Metals



Viscosity @ 100°C



Base Number



Certificate L2367

Laboratory : WearCheck USA - 501 Madison Ave., Cary, NC 27513
Sample No. : PTK0005525 **Received** : 09 Jul 2024
Lab Number : 06231303 **Tested** : 10 Jul 2024
Unique Number : 11114796 **Diagnosed** : 10 Jul 2024 - Don Baldrige
Test Package : FLEET (Additional Tests: PrtCount)

LKQ MT AIRY
 3923 TWIN ARCH RD
 MT AIRY, MD
 US 21771
 Contact: AMY COSTER
 alcoster@lkqcorp.com

To discuss this sample report, contact Customer Service at 1-800-237-1369.

* - Denotes test methods that are outside of the ISO 17025 scope of accreditation.

Statements of conformity to specifications are based on the simple acceptance decision rule (JCGM 106:2012)

T:
F: