



WEAR	NORMAL
CONTAMINATION	NORMAL
FLUID CONDITION	NORMAL

Machine Id
JOHN DEERE 624 P 1DW624PAPNLZ13945

Component
Diesel Engine

Fluid
{not provided} (--- GAL)

RECOMMENDATION

Resample at the next service interval to monitor. Please specify the brand, type, and viscosity of the oil on your next sample.

Test	UOM	Method	Limit/Abn	Current	History1	History2
Sample Number		Client Info		JR0223617	JR0205270	JR0194617
Sample Date		Client Info		08 Jul 2024	26 Mar 2024	12 Dec 2023
Machine Age	hrs	Client Info		3468	2983	2529
Oil Age	hrs	Client Info		0	0	0
Filter Age	hrs	Client Info		0	0	0
Oil Changed		Client Info		N/A	N/A	N/A
Filter Changed		Client Info		N/A	N/A	N/A
Sample Status				NORMAL	NORMAL	NORMAL

WEAR

All component wear rates are normal.

Iron	ppm	ASTM D5185m	>51	13	13	9
Chromium	ppm	ASTM D5185m	>11	<1	<1	<1
Nickel	ppm	ASTM D5185m	>5	0	<1	0
Titanium	ppm	ASTM D5185m		6	78	5
Silver	ppm	ASTM D5185m	>3	0	0	0
Aluminum	ppm	ASTM D5185m	>31	7	4	7
Lead	ppm	ASTM D5185m	>26	0	0	0
Copper	ppm	ASTM D5185m	>26	<1	1	1
Tin	ppm	ASTM D5185m	>4	0	0	<1
Vanadium	ppm	ASTM D5185m		0	<1	<1
White Metal	scalar	*Visual	NONE	NONE	NONE	NONE
Yellow Metal	scalar	*Visual	NONE	NONE	NONE	NONE

CONTAMINATION

There is no indication of any contamination in the oil.

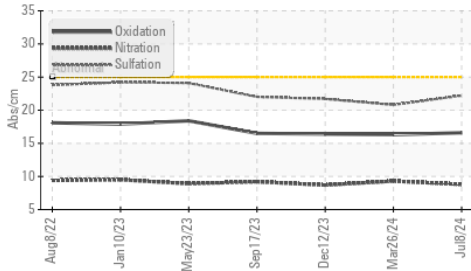
Silicon	ppm	ASTM D5185m	>22	6	4	7
Potassium	ppm	ASTM D5185m	>20	14	9	12
Fuel		WC Method	>2.1	<1.0	<1.0	<1.0
Water		WC Method	>0.21	NEG	NEG	NEG
Glycol		WC Method		NEG	NEG	NEG
Soot %	%	*ASTM D7844	>3	0.4	0.3	0.3
Nitration	Abs/cm	*ASTM D7624	>20	8.8	9.3	8.7
Sulfation	Abs/.1mm	*ASTM D7415	>30	22.2	20.8	21.7
Silt	scalar	*Visual	NONE	NONE	NONE	NONE
Debris	scalar	*Visual	NONE	NONE	NONE	NONE
Sand/Dirt	scalar	*Visual	NONE	NONE	NONE	NONE
Appearance	scalar	*Visual	NORML	NORML	NORML	NORML
Odor	scalar	*Visual	NORML	NORML	NORML	NORML
Emulsified Water	scalar	*Visual	>0.21	NEG	NEG	NEG

FLUID CONDITION

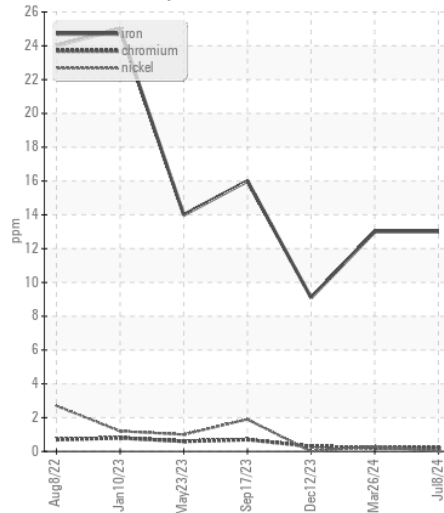
The BN result indicates that there is suitable alkalinity remaining in the oil. The condition of the oil is suitable for further service.

Sodium	ppm	ASTM D5185m	>31	4	5	1
Boron	ppm	ASTM D5185m		165	99	199
Barium	ppm	ASTM D5185m		0	0	0
Molybdenum	ppm	ASTM D5185m		223	21	219
Manganese	ppm	ASTM D5185m		<1	<1	<1
Magnesium	ppm	ASTM D5185m		763	434	782
Calcium	ppm	ASTM D5185m		1535	1777	1326
Phosphorus	ppm	ASTM D5185m		942	852	818
Zinc	ppm	ASTM D5185m		1090	1246	1059
Sulfur	ppm	ASTM D5185m		3443	4348	2790
Oxidation	Abs/.1mm	*ASTM D7414	>25	16.6	16.3	16.4
Base Number (BN)	mg KOH/g	ASTM D2896		8.0	7.0	8.3
Visc @ 100°C	cSt	ASTM D445		13.1	13.9	13.3

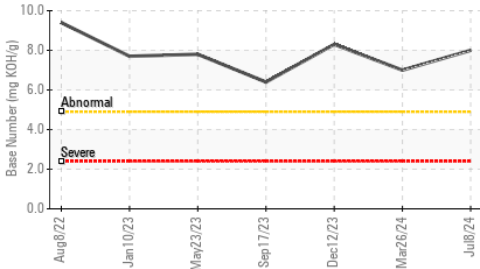
FT-IR (Direct Trend)



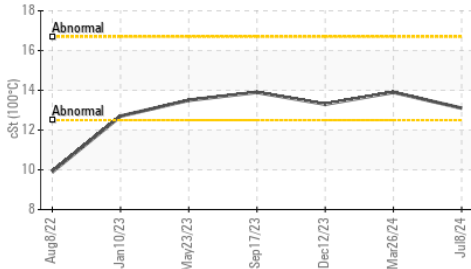
Ferrous Alloys



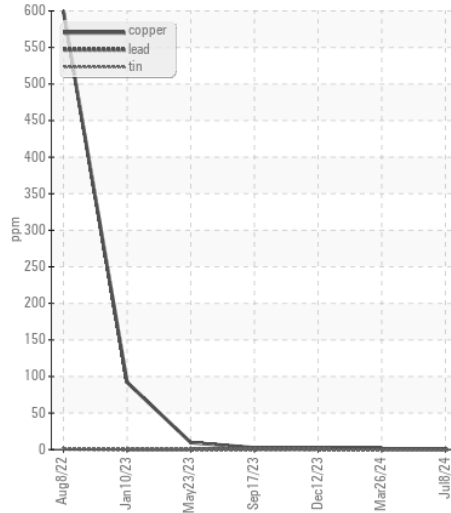
Base Number



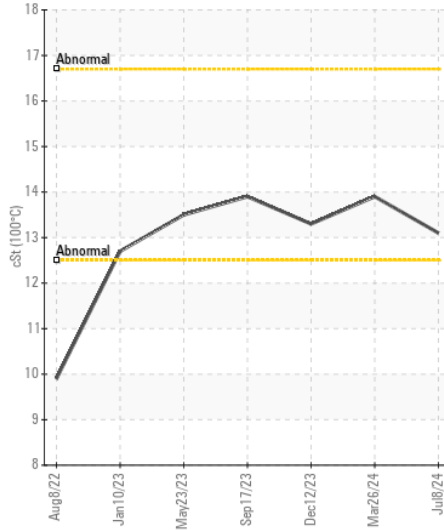
Viscosity @ 100°C



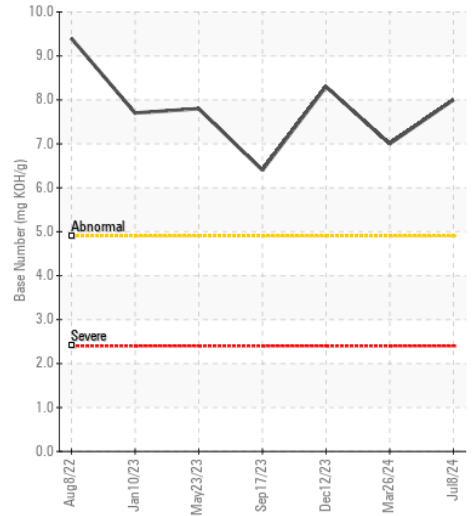
Non-ferrous Metals



Viscosity @ 100°C



Base Number



Certificate L2367

Laboratory : WearCheck USA - 501 Madison Ave., Cary, NC 27513
Sample No. : JR0223617 **Received** : 09 Jul 2024
Lab Number : 06231335 **Tested** : 10 Jul 2024
Unique Number : 11114828 **Diagnosed** : 10 Jul 2024 - Wes Davis
Test Package : CONST (Additional Tests: TBN)

JRE - GREENSBORO
 411 SOUTH REGIONAL ROAD
 GREENSBORO, NC
 US 27409
 Contact: NICK GALLAHER
 NGALLAHER@JRENET.COM
 T: (336)668-2762
 F: (336)665-9556

To discuss this sample report, contact Customer Service at 1-800-237-1369.

* - Denotes test methods that are outside of the ISO 17025 scope of accreditation.

Statements of conformity to specifications are based on the simple acceptance decision rule (JCGM 106:2012)