



WEAR	NORMAL
CONTAMINATION	NORMAL
FLUID CONDITION	NORMAL

Machine Id
JOHN DEERE 245G B-145 (S/N 1FF245GXLMF802192)
 Component
Diesel Engine
 Fluid
JOHN DEERE ENGINE OIL PLUS 50 II 15W40 (22 QTS)

RECOMMENDATION

Resample at the next service interval to monitor.

Test	UOM	Method	Limit/Abn	Current	History1	History2
Sample Number		Client Info		JR0225364	JR0217776	JR0211244
Sample Date		Client Info		08 Jul 2024	23 May 2024	05 Apr 2024
Machine Age	hrs	Client Info		4601	4357	4114
Oil Age	hrs	Client Info		4601	243	288
Filter Age	hrs	Client Info		0	243	288
Oil Changed		Client Info		Changed	Changed	Changed
Filter Changed		Client Info		Changed	Changed	Changed
Sample Status				NORMAL	NORMAL	NORMAL

WEAR

All component wear rates are normal.

Iron	ppm	ASTM D5185m	>51	3	5	4
Chromium	ppm	ASTM D5185m	>11	0	<1	0
Nickel	ppm	ASTM D5185m	>5	0	0	<1
Titanium	ppm	ASTM D5185m		0	<1	0
Silver	ppm	ASTM D5185m	>3	0	<1	0
Aluminum	ppm	ASTM D5185m	>31	3	4	6
Lead	ppm	ASTM D5185m	>26	0	<1	0
Copper	ppm	ASTM D5185m	>26	<1	<1	0
Tin	ppm	ASTM D5185m	>4	0	<1	<1
Vanadium	ppm	ASTM D5185m		0	<1	<1
White Metal	scalar	*Visual	NONE	NONE	NONE	NONE
Yellow Metal	scalar	*Visual	NONE	NONE	NONE	NONE

CONTAMINATION

There is no indication of any contamination in the oil.

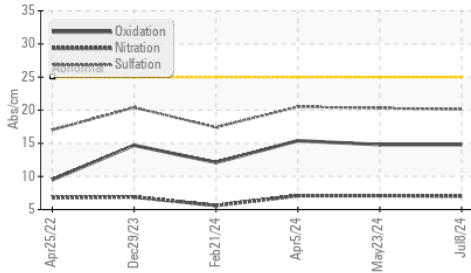
Silicon	ppm	ASTM D5185m	>22	6	8	6
Potassium	ppm	ASTM D5185m	>20	<1	2	2
Fuel		WC Method	>2.1	<1.0	<1.0	<1.0
Water		WC Method	>0.21	NEG	NEG	NEG
Glycol		WC Method		NEG	NEG	NEG
Soot %	%	*ASTM D7844	>3	0.2	0.2	0.2
Nitration	Abs/cm	*ASTM D7624	>20	7.0	7.1	7.1
Sulfation	Abs/.1mm	*ASTM D7415	>30	20.1	20.3	20.5
Silt	scalar	*Visual	NONE	NONE	NONE	NONE
Debris	scalar	*Visual	NONE	NONE	NONE	NONE
Sand/Dirt	scalar	*Visual	NONE	NONE	NONE	NONE
Appearance	scalar	*Visual	NORML	NORML	NORML	NORML
Odor	scalar	*Visual	NORML	NORML	NORML	NORML
Emulsified Water	scalar	*Visual	>0.21	NEG	NEG	NEG

FLUID CONDITION

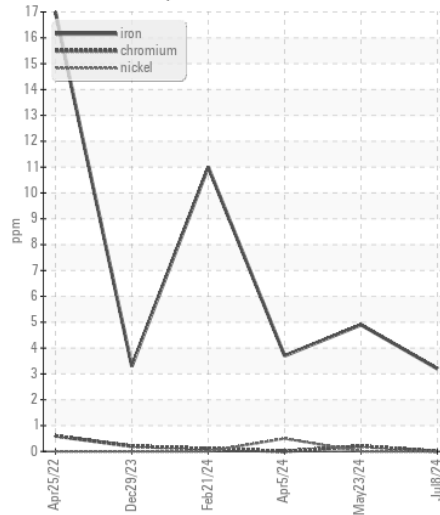
The BN result indicates that there is suitable alkalinity remaining in the oil. The condition of the oil is suitable for further service.

Sodium	ppm	ASTM D5185m	>31	2	1	1
Boron	ppm	ASTM D5185m		236	290	283
Barium	ppm	ASTM D5185m		0	0	0
Molybdenum	ppm	ASTM D5185m		241	255	242
Manganese	ppm	ASTM D5185m		0	<1	<1
Magnesium	ppm	ASTM D5185m		786	847	826
Calcium	ppm	ASTM D5185m		1546	1514	1371
Phosphorus	ppm	ASTM D5185m		929	936	913
Zinc	ppm	ASTM D5185m		1081	1091	1062
Sulfur	ppm	ASTM D5185m		3498	3666	3563
Oxidation	Abs/.1mm	*ASTM D7414	>25	14.8	14.8	15.4
Base Number (BN)	mg KOH/g	ASTM D2896	13.6	9.4	9.2	9.6
Visc @ 100°C	cSt	ASTM D445	15.4	13.7	13.7	13.9

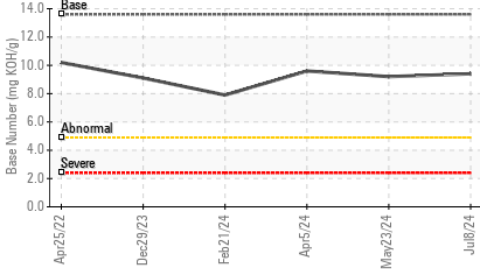
FT-IR (Direct Trend)



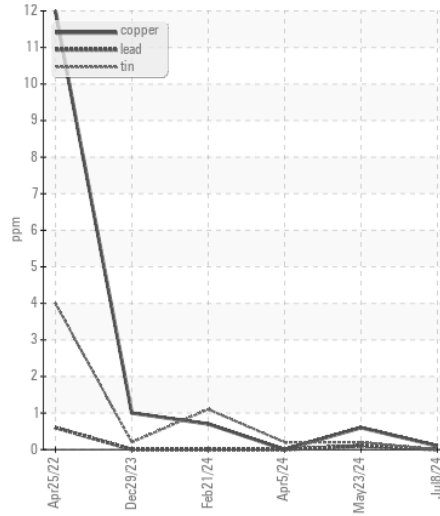
Ferrous Alloys



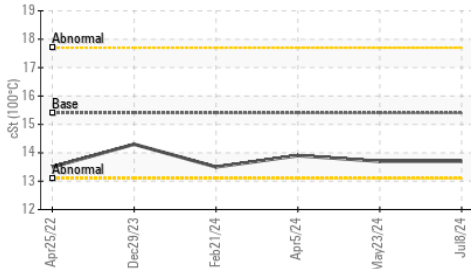
Base Number



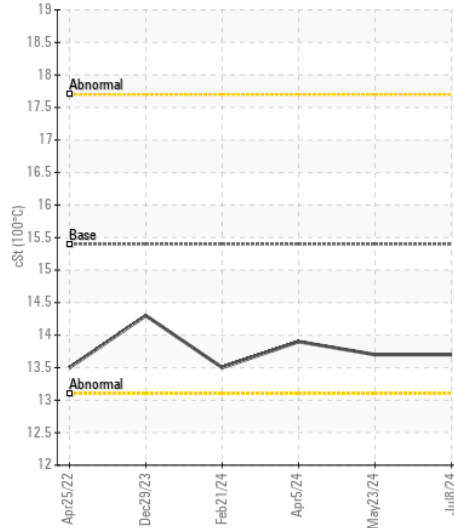
Non-ferrous Metals



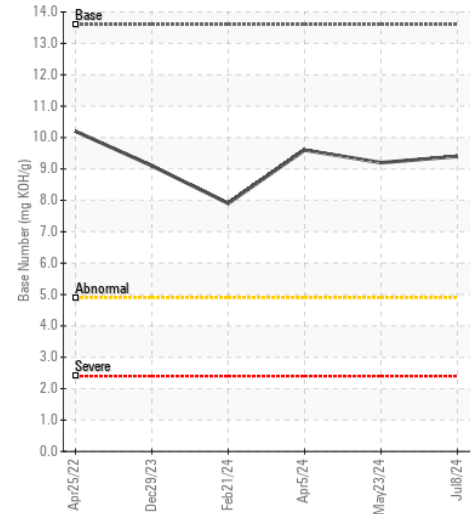
Viscosity @ 100°C



Viscosity @ 100°C



Base Number



Certificate L2367

Laboratory : WearCheck USA - 501 Madison Ave., Cary, NC 27513

Sample No. : JR0225364

Lab Number : 06231362

Unique Number : 11114855

Test Package : CONST (Additional Tests: TBN)

Received : 09 Jul 2024

Tested : 10 Jul 2024

Diagnosed : 10 Jul 2024 - Wes Davis

PLEASANT CONSTRUCTION INC

24024 FREDERICK RD

CLARKSBURG, MD

US 20871

Contact: HERBIE TRENT

To discuss this sample report, contact Customer Service at 1-800-237-1369.

* - Denotes test methods that are outside of the ISO 17025 scope of accreditation.

Statements of conformity to specifications are based on the simple acceptance decision rule (JCGM 106:2012)

T: (301)502-0163

F: