



ASCENDUM

OIL ANALYSIS REPORT

WEAR	NORMAL
CONTAMINATION	NORMAL
FLUID CONDITION	NORMAL



Area

[ACG]

Machine Id

VOLVO A30G 752040

Component

Diesel Engine

Fluid

VOLVO ULTRA DIESEL ENGINE OIL 15W40 VDS-3 (--- GAL)

RECOMMENDATION

Resample at the next service interval to monitor.

Test	UOM	Method	Limit/Abn	Current	History1	History2
Sample Number		Client Info		ASC0009243	ASC0008750	ASC0002516
Sample Date		Client Info		01 Jul 2024	19 Mar 2024	21 Nov 2023
Machine Age	hrs	Client Info		5006	4480	4022
Oil Age	hrs	Client Info		500	500	488
Filter Age	hrs	Client Info		500	500	0
Oil Changed		Client Info		Changed	Changed	Changed
Filter Changed		Client Info		Changed	Changed	Changed
Sample Status				NORMAL	NORMAL	NORMAL

WEAR

All component wear rates are normal.

Iron	ppm	ASTM D5185m	>200	10	16	8
Chromium	ppm	ASTM D5185m	>20	<1	<1	<1
Nickel	ppm	ASTM D5185m	>10	<1	2	1
Titanium	ppm	ASTM D5185m		<1	8	0
Silver	ppm	ASTM D5185m	>2	0	0	<1
Aluminum	ppm	ASTM D5185m	>30	3	4	3
Lead	ppm	ASTM D5185m	>40	0	<1	0
Copper	ppm	ASTM D5185m	>20	1	1	1
Tin	ppm	ASTM D5185m	>20	<1	<1	<1
Vanadium	ppm	ASTM D5185m		0	<1	0
White Metal	scalar	*Visual	NONE	NONE	NONE	NONE
Yellow Metal	scalar	*Visual	NONE	NONE	NONE	NONE

CONTAMINATION

There is no indication of any contamination in the oil.

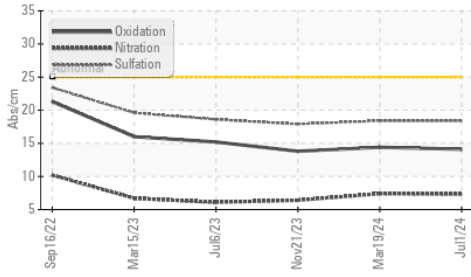
Silicon	ppm	ASTM D5185m	>20	3	4	3
Potassium	ppm	ASTM D5185m	>20	2	1	1
Fuel		WC Method	>3.0	<1.0	<1.0	<1.0
Water		WC Method	>0.2	NEG	NEG	NEG
Glycol		WC Method		NEG	NEG	NEG
Soot %	%	*ASTM D7844	>3	0.3	0.2	0.2
Nitration	Abs/cm	*ASTM D7624	>20	7.3	7.4	6.4
Sulfation	Abs/.1mm	*ASTM D7415	>30	18.4	18.4	17.9
Silt	scalar	*Visual	NONE	NONE	NONE	NONE
Debris	scalar	*Visual	NONE	NONE	NONE	NONE
Sand/Dirt	scalar	*Visual	NONE	NONE	NONE	NONE
Appearance	scalar	*Visual	NORML	NORML	NORML	NORML
Odor	scalar	*Visual	NORML	NORML	NORML	NORML
Emulsified Water	scalar	*Visual	>0.2	NEG	NEG	NEG

FLUID CONDITION

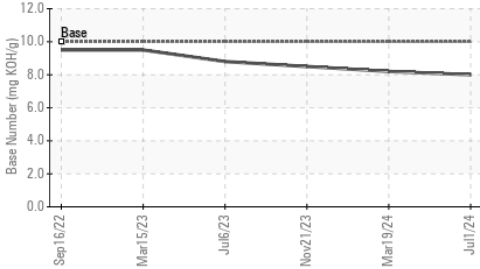
The BN result indicates that there is suitable alkalinity remaining in the oil. The condition of the oil is acceptable for the time in service.

Sodium	ppm	ASTM D5185m		2	0	<1
Boron	ppm	ASTM D5185m	2.5	6	12	3
Barium	ppm	ASTM D5185m	0.0	0	0	0
Molybdenum	ppm	ASTM D5185m	0.7	58	58	60
Manganese	ppm	ASTM D5185m	0.0	0	<1	<1
Magnesium	ppm	ASTM D5185m	256	915	930	925
Calcium	ppm	ASTM D5185m	2057	1100	1213	1051
Phosphorus	ppm	ASTM D5185m	935	1058	1130	1057
Zinc	ppm	ASTM D5185m	1223	1269	1291	1264
Sulfur	ppm	ASTM D5185m	4079	3664	3341	3150
Oxidation	Abs/.1mm	*ASTM D7414	>25	14.1	14.4	13.8
Base Number (BN)	mg KOH/g	ASTM D2896	10	8.0	8.2	8.5
Visc @ 100°C	cSt	ASTM D445	15.0	12.8	13.1	12.9

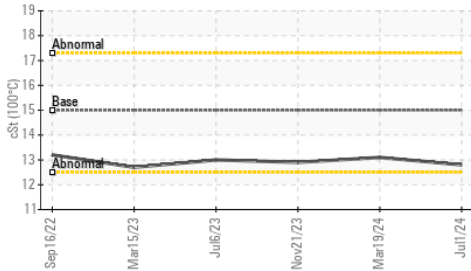
FT-IR (Direct Trend)



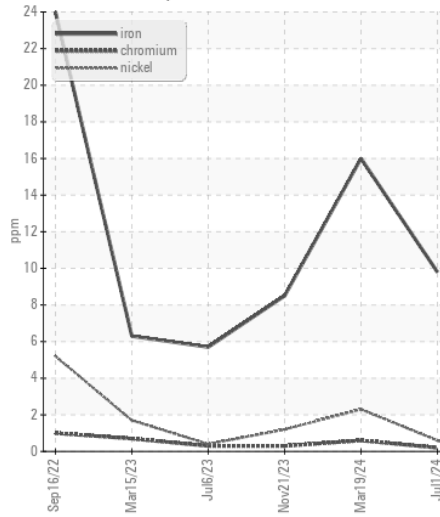
Base Number



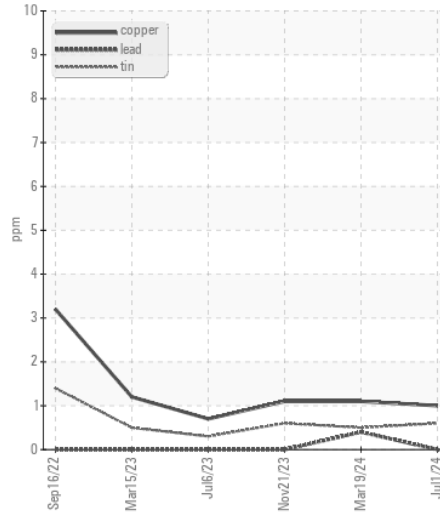
Viscosity @ 100°C



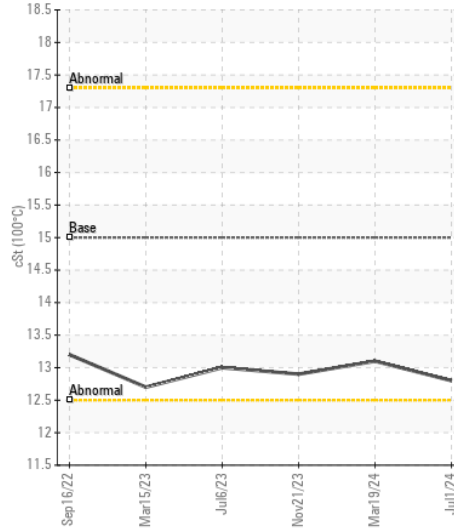
Ferrous Alloys



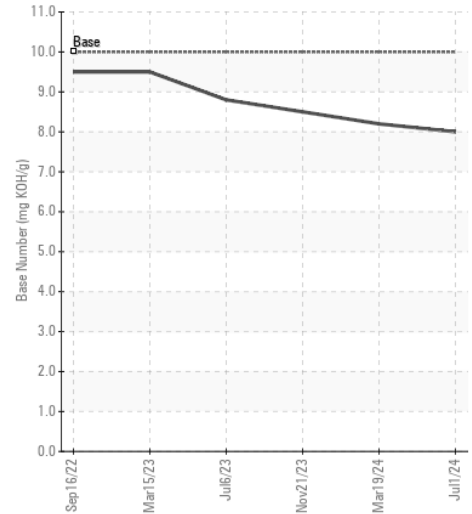
Non-ferrous Metals



Viscosity @ 100°C



Base Number



Certificate L2367

Laboratory : WearCheck USA - 501 Madison Ave., Cary, NC 27513
Sample No. : ASC0009243
Lab Number : 06231920
Unique Number : 11115413
Test Package : CONST (Additional Tests: TBN)

113 - ASCENDUM MACHINERY INC - GARNER
 3561 JONES SAUSAGE ROAD
 GARNER, NC
 US 27529

Contact: TRENT BROADWELL
 trent.broadwell@ascendummachinery.com

To discuss this sample report, contact Customer Service at 1-800-237-1369.

* - Denotes test methods that are outside of the ISO 17025 scope of accreditation.

Statements of conformity to specifications are based on the simple acceptance decision rule (JCGM 106:2012)

T: (919)661-8817
 F: (919)661-9038