



OIL ANALYSIS REPORT

WEAR	NORMAL
CONTAMINATION	NORMAL
FLUID CONDITION	NORMAL

Machine Id
KENWORTH 1058
 Component
Diesel Engine
 Fluid
VALVOLINE PREMIUM BLUE GEN2 SAE 10W30 (--- GAL)

RECOMMENDATION

Resample at the next service interval to monitor.

Test	UOM	Method	Limit/Abn	Current	History1	History2
Sample Number		Client Info		WC0837768	WC0694173	WC0694102
Sample Date		Client Info		02 Jan 2024	07 Jul 2023	03 Mar 2023
Machine Age	mls	Client Info		553332	512238	477762
Oil Age	mls	Client Info		41000	34456	30000
Filter Age	mls	Client Info		41000	34456	30000
Oil Changed		Client Info		Changed	Changed	Changed
Filter Changed		Client Info		Changed	Changed	Changed
Sample Status				NORMAL	NORMAL	NORMAL

WEAR

All component wear rates are normal.

Iron	ppm	ASTM D5185m	>100	20	15	10
Chromium	ppm	ASTM D5185m	>20	1	2	<1
Nickel	ppm	ASTM D5185m	>4	0	0	0
Titanium	ppm	ASTM D5185m		<1	0	<1
Silver	ppm	ASTM D5185m	>3	0	0	0
Aluminum	ppm	ASTM D5185m	>20	5	4	0
Lead	ppm	ASTM D5185m	>40	4	3	1
Copper	ppm	ASTM D5185m	>330	<1	0	<1
Tin	ppm	ASTM D5185m	>15	<1	<1	<1
Vanadium	ppm	ASTM D5185m		0	0	0
White Metal	scalar	*Visual	NONE	NONE	NONE	NONE
Yellow Metal	scalar	*Visual	NONE	NONE	NONE	NONE

CONTAMINATION

There is no indication of any contamination in the oil.

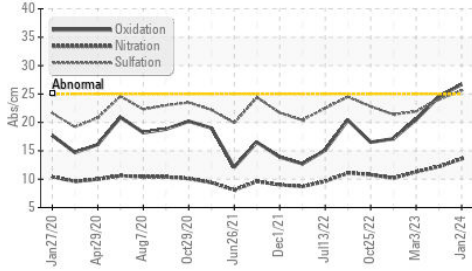
Silicon	ppm	ASTM D5185m	>25	8	6	4
Potassium	ppm	ASTM D5185m	>20	4	2	3
Fuel		WC Method	>5	<1.0	<1.0	<1.0
Water		WC Method	>0.2	NEG	NEG	NEG
Glycol		WC Method		NEG	NEG	NEG
Soot %	%	*ASTM D7844	>3	0.5	0.4	0.3
Nitration	Abs/cm	*ASTM D7624	>20	13.6	12.2	11.3
Sulfation	Abs/.1mm	*ASTM D7415	>30	25.6	24.0	21.9
Silt	scalar	*Visual	NONE	NONE	NONE	NONE
Debris	scalar	*Visual	NONE	NONE	NONE	NONE
Sand/Dirt	scalar	*Visual	NONE	NONE	NONE	NONE
Appearance	scalar	*Visual	NORML	NORML	NORML	NORML
Odor	scalar	*Visual	NORML	NORML	NORML	NORML
Emulsified Water	scalar	*Visual	>0.2	NEG	NEG	NEG

FLUID CONDITION

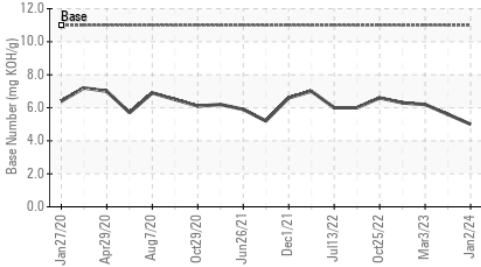
The BN result indicates that there is suitable alkalinity remaining in the oil. The condition of the oil is suitable for further service.

Sodium	ppm	ASTM D5185m		5	7	3
Boron	ppm	ASTM D5185m		25	23	26
Barium	ppm	ASTM D5185m		0	0	0
Molybdenum	ppm	ASTM D5185m		50	63	43
Manganese	ppm	ASTM D5185m		<1	<1	<1
Magnesium	ppm	ASTM D5185m		793	863	718
Calcium	ppm	ASTM D5185m		1271	1330	1203
Phosphorus	ppm	ASTM D5185m	800	785	749	673
Zinc	ppm	ASTM D5185m	890	936	976	846
Sulfur	ppm	ASTM D5185m		2782	2950	2422
Oxidation	Abs/.1mm	*ASTM D7414	>25	26.7	24.5	20.5
Base Number (BN)	mg KOH/g	ASTM D2896	11	5.0	5.6	6.2
Visc @ 100°C	cSt	ASTM D445	12.0	11.5	11.6	11.7

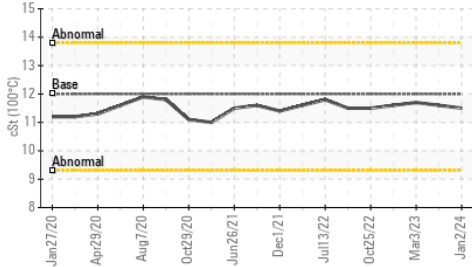
FT-IR (Direct Trend)



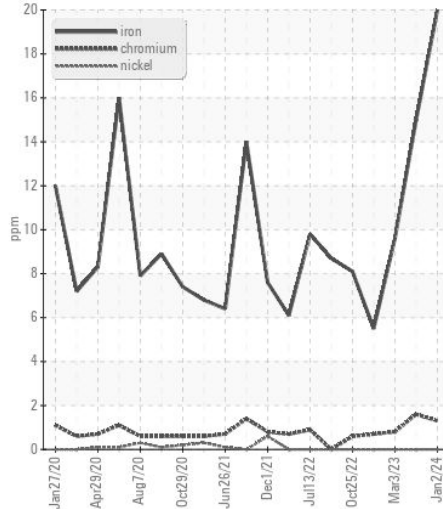
Base Number



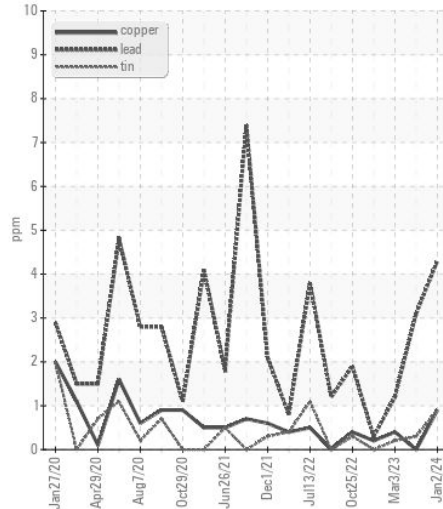
Viscosity @ 100°C



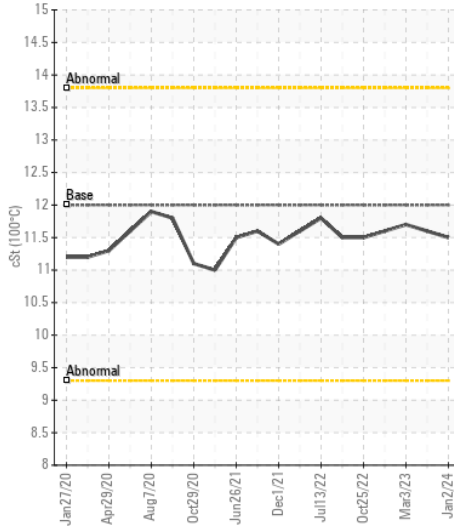
Ferrous Alloys



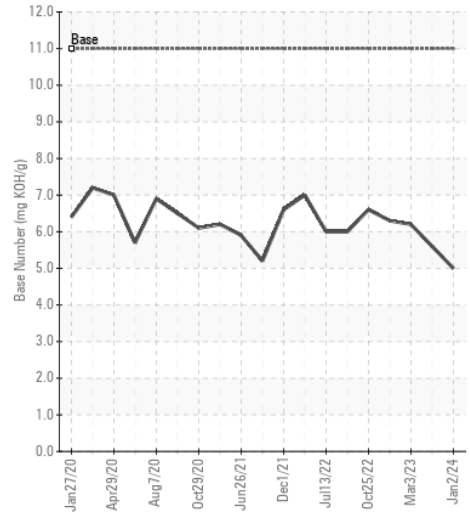
Non-ferrous Metals



Viscosity @ 100°C



Base Number



Certificate L2367

Laboratory : WearCheck USA - 501 Madison Ave., Cary, NC 27513
Sample No. : WC0837768
Lab Number : 06231960
Unique Number : 11115453
Test Package : FLEET

Received : 10 Jul 2024
Tested : 10 Jul 2024
Diagnosed : 11 Jul 2024 - Don Baldrige

LIBERTY LINEHAUL WEST INC
 1501 CHAPIN ROAD
 MONTEBELLO, CA
 US 90640

Contact: GREG DUBUQUE
 greg@libertylinehaulwest.com

T: (323)728-8900
 F: (323)728-8227

To discuss this sample report, contact Customer Service at 1-800-237-1369.

* - Denotes test methods that are outside of the ISO 17025 scope of accreditation.

Statements of conformity to specifications are based on the simple acceptance decision rule (JCGM 106:2012)