



WEAR	NORMAL
CONTAMINATION	NORMAL
FLUID CONDITION	NORMAL



Machine Id
913010
Component
Diesel Engine
Fluid
PETRO CANADA DURON SHP 15W40 (--- GAL)

RECOMMENDATION

Resample at the next service interval to monitor.

Test	UOM	Method	Limit/Abn	Current	History1	History2
Sample Number		Client Info		GFL0120594	GFL0120573	GFL0108525
Sample Date		Client Info		03 Jul 2024	06 May 2024	09 Jan 2024
Machine Age	hrs	Client Info		0	0	0
Oil Age	hrs	Client Info		0	0	0
Filter Age	hrs	Client Info		0	0	0
Oil Changed		Client Info		N/A	N/A	N/A
Filter Changed		Client Info		N/A	N/A	N/A
Sample Status				NORMAL	NORMAL	NORMAL

WEAR

All component wear rates are normal.

Iron	ppm	ASTM D5185m	>120	14	6	10
Chromium	ppm	ASTM D5185m	>20	1	<1	<1
Nickel	ppm	ASTM D5185m	>5	3	0	3
Titanium	ppm	ASTM D5185m	>2	<1	0	0
Silver	ppm	ASTM D5185m	>2	0	0	<1
Aluminum	ppm	ASTM D5185m	>20	2	<1	1
Lead	ppm	ASTM D5185m	>40	<1	0	<1
Copper	ppm	ASTM D5185m	>330	2	<1	2
Tin	ppm	ASTM D5185m	>15	2	0	2
Vanadium	ppm	ASTM D5185m		<1	0	0
White Metal	scalar	*Visual	NONE	NONE	NONE	NONE
Yellow Metal	scalar	*Visual	NONE	NONE	NONE	NONE

CONTAMINATION

There is no indication of any contamination in the oil.

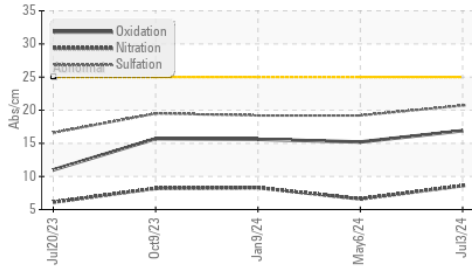
Silicon	ppm	ASTM D5185m	>25	5	6	4
Potassium	ppm	ASTM D5185m	>20	3	0	1
Fuel		WC Method	>3.0	<1.0	<1.0	<1.0
Water		WC Method	>0.2	NEG	NEG	NEG
Glycol		WC Method		NEG	NEG	NEG
Soot %	%	*ASTM D7844	>4	0.7	0.3	0.5
Nitration	Abs/cm	*ASTM D7624	>20	8.6	6.6	8.3
Sulfation	Abs/.1mm	*ASTM D7415	>30	20.7	19.2	19.2
Silt	scalar	*Visual	NONE	NONE	NONE	NONE
Debris	scalar	*Visual	NONE	NONE	NONE	NONE
Sand/Dirt	scalar	*Visual	NONE	NONE	NONE	NONE
Appearance	scalar	*Visual	NORML	NORML	NORML	NORML
Odor	scalar	*Visual	NORML	NORML	NORML	NORML
Emulsified Water	scalar	*Visual	>0.2	NEG	NEG	NEG

FLUID CONDITION

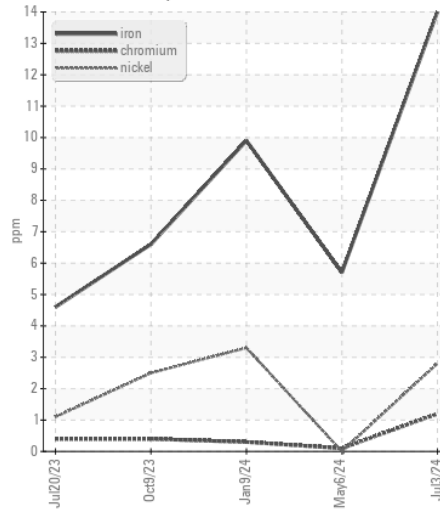
The BN result indicates that there is suitable alkalinity remaining in the oil. The condition of the oil is suitable for further service.

Sodium	ppm	ASTM D5185m		3	3	3
Boron	ppm	ASTM D5185m	0	3	0	4
Barium	ppm	ASTM D5185m	0	0	0	0
Molybdenum	ppm	ASTM D5185m	60	61	61	58
Manganese	ppm	ASTM D5185m	0	<1	0	<1
Magnesium	ppm	ASTM D5185m	1010	934	1027	956
Calcium	ppm	ASTM D5185m	1070	1074	1131	1088
Phosphorus	ppm	ASTM D5185m	1150	922	1064	1098
Zinc	ppm	ASTM D5185m	1270	1178	1245	1279
Sulfur	ppm	ASTM D5185m	2060	2657	3615	3041
Oxidation	Abs/.1mm	*ASTM D7414	>25	16.9	15.2	15.6
Base Number (BN)	mg KOH/g	ASTM D2896	9.8	8.0	8.5	7.3
Visc @ 100°C	cSt	ASTM D445	15.4	13.9	14.2	13.7

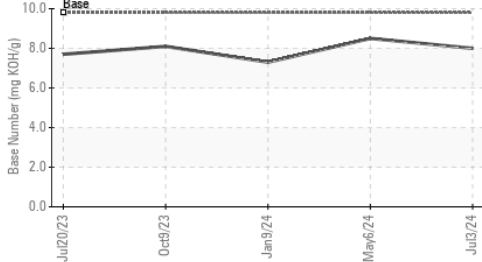
FT-IR (Direct Trend)



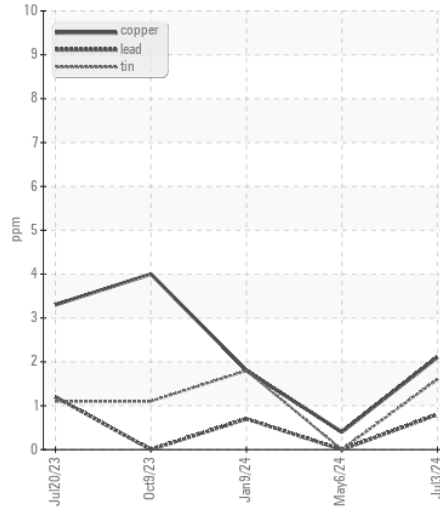
Ferrous Alloys



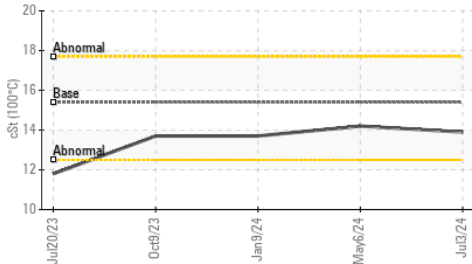
Base Number



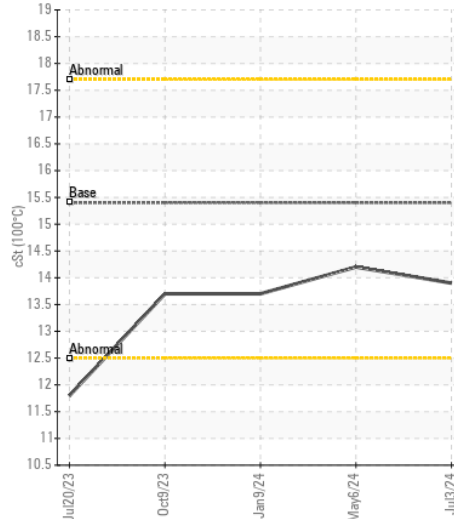
Non-ferrous Metals



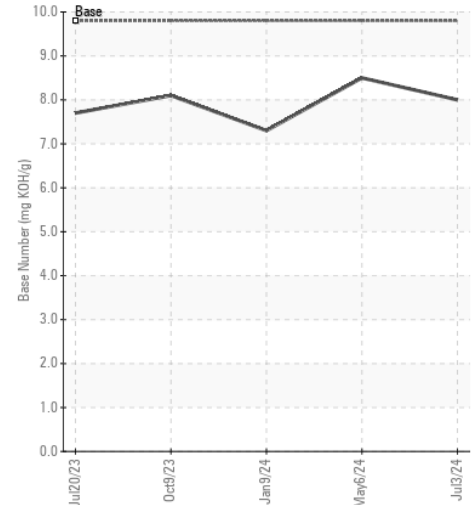
Viscosity @ 100°C



Viscosity @ 100°C



Base Number



Certificate L2367

Laboratory : WearCheck USA - 501 Madison Ave., Cary, NC 27513
 Sample No. : GFL0120594
 Lab Number : 06232126
 Unique Number : 11115619
 Test Package : FLEET

Received : 10 Jul 2024
 Tested : 11 Jul 2024
 Diagnosed : 11 Jul 2024 - Don Baldrige

GFL Environmental - 904 - Chippewa Falls HC
 11888 & 11863 30th Avenue
 Chippewa Falls, WI
 US 54729
 Contact: Andy Kane

To discuss this sample report, contact Customer Service at 1-800-237-1369.

* - Denotes test methods that are outside of the ISO 17025 scope of accreditation.

Statements of conformity to specifications are based on the simple acceptance decision rule (JCGM 106:2012)

T: (715)202-3420

F: