



WEAR	NORMAL
CONTAMINATION	NORMAL
FLUID CONDITION	NORMAL

Machine Id
813014
Component
Diesel Engine
Fluid
PETRO CANADA DURON SHP 15W40 (--- GAL)

RECOMMENDATION

Resample at the next service interval to monitor.

Test	UOM	Method	Limit/Abn	Current	History1	History2
Sample Number		Client Info		GFL0121131	GFL0121140	GFL0103118
Sample Date		Client Info		09 Jul 2024	14 May 2024	12 Feb 2024
Machine Age	hrs	Client Info		2951	2709	1992
Oil Age	hrs	Client Info		550	300	600
Filter Age	hrs	Client Info		550	300	600
Oil Changed		Client Info		Changed	Not Changd	Changed
Filter Changed		Client Info		Changed	Not Changed	Changed
Sample Status				NORMAL	NORMAL	NORMAL

WEAR

All component wear rates are normal.

Iron	ppm	ASTM D5185m	>120	12	8	6
Chromium	ppm	ASTM D5185m	>20	0	<1	<1
Nickel	ppm	ASTM D5185m	>5	8	8	4
Titanium	ppm	ASTM D5185m	>2	0	<1	0
Silver	ppm	ASTM D5185m	>2	<1	0	0
Aluminum	ppm	ASTM D5185m	>20	<1	<1	2
Lead	ppm	ASTM D5185m	>40	0	<1	0
Copper	ppm	ASTM D5185m	>330	4	4	2
Tin	ppm	ASTM D5185m	>15	0	<1	0
Vanadium	ppm	ASTM D5185m		0	0	0
White Metal	scalar	*Visual	NONE	NONE	NONE	NONE
Yellow Metal	scalar	*Visual	NONE	NONE	NONE	NONE

CONTAMINATION

There is no indication of any contamination in the oil.

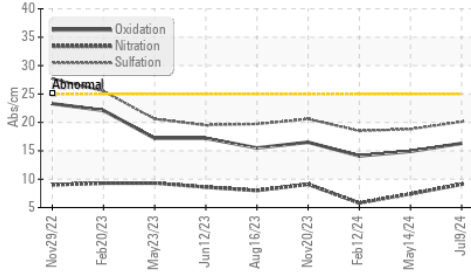
Silicon	ppm	ASTM D5185m	>25	4	7	4
Potassium	ppm	ASTM D5185m	>20	0	<1	4
Fuel		WC Method	>3.0	<1.0	<1.0	<1.0
Water		WC Method	>0.2	NEG	NEG	NEG
Glycol		WC Method		NEG	NEG	NEG
Soot %	%	*ASTM D7844	>4	0.6	0.4	0.2
Nitration	Abs/cm	*ASTM D7624	>20	9.1	7.4	5.8
Sulfation	Abs/.1mm	*ASTM D7415	>30	20.1	18.8	18.5
Silt	scalar	*Visual	NONE	NONE	NONE	NONE
Debris	scalar	*Visual	NONE	NONE	NONE	NONE
Sand/Dirt	scalar	*Visual	NONE	NONE	NONE	NONE
Appearance	scalar	*Visual	NORML	NORML	NORML	NORML
Odor	scalar	*Visual	NORML	NORML	NORML	NORML
Emulsified Water	scalar	*Visual	>0.2	NEG	NEG	NEG

FLUID CONDITION

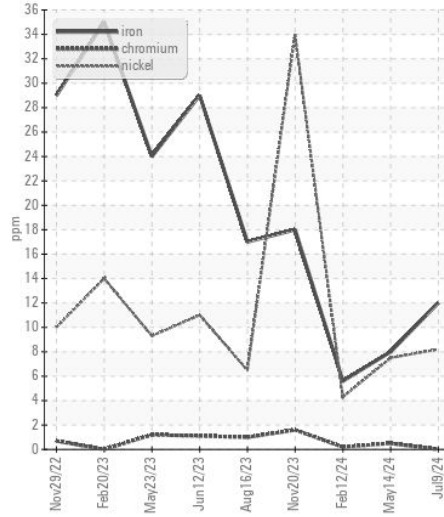
The BN result indicates that there is suitable alkalinity remaining in the oil. The condition of the oil is suitable for further service.

Sodium	ppm	ASTM D5185m		2	1	0
Boron	ppm	ASTM D5185m	0	9	10	32
Barium	ppm	ASTM D5185m	0	0	0	<1
Molybdenum	ppm	ASTM D5185m	60	58	60	60
Manganese	ppm	ASTM D5185m	0	0	<1	0
Magnesium	ppm	ASTM D5185m	1010	961	1017	866
Calcium	ppm	ASTM D5185m	1070	1145	1178	1153
Phosphorus	ppm	ASTM D5185m	1150	1081	1054	884
Zinc	ppm	ASTM D5185m	1270	1340	1324	1281
Sulfur	ppm	ASTM D5185m	2060	3528	3714	2960
Oxidation	Abs/.1mm	*ASTM D7414	>25	16.3	14.9	14.1
Base Number (BN)	mg KOH/g	ASTM D2896	9.8	6.8	7.9	8.9
Visc @ 100°C	cSt	ASTM D445	15.4	13.9	13.9	14.3

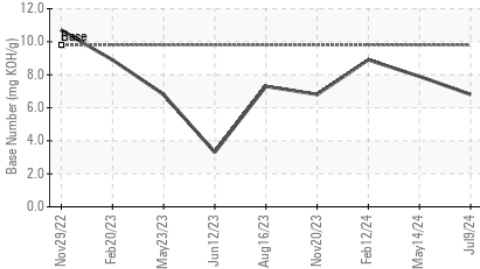
FT-IR (Direct Trend)



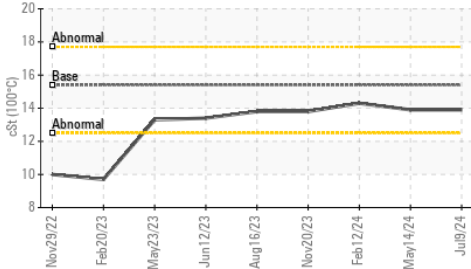
Ferrous Alloys



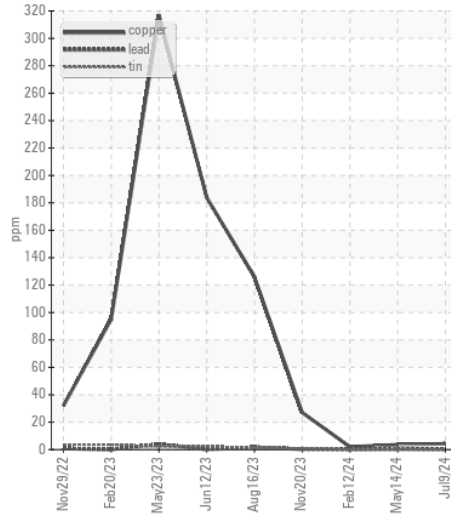
Base Number



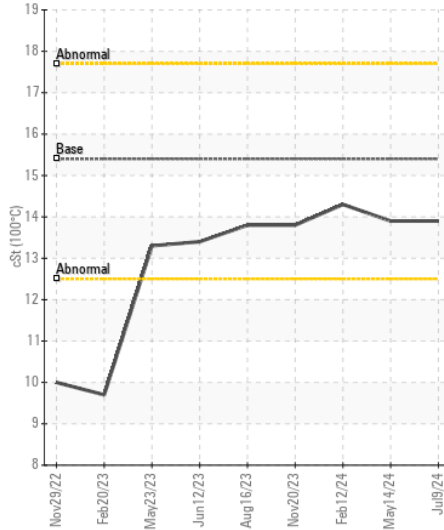
Viscosity @ 100°C



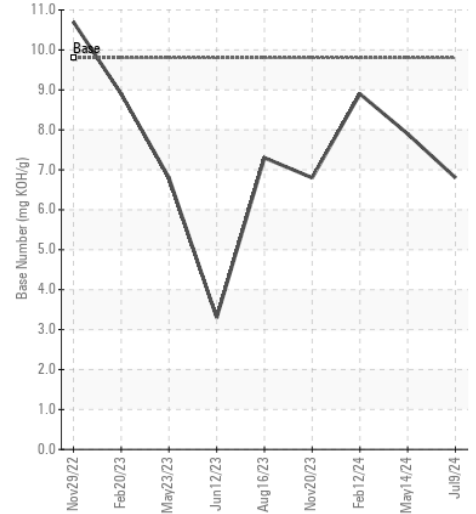
Non-ferrous Metals



Viscosity @ 100°C



Base Number



Certificate L2367

Laboratory : WearCheck USA - 501 Madison Ave., Cary, NC 27513
Sample No. : GFL0121131
Lab Number : 06232918
Unique Number : 11116411
Test Package : FLEET

GFL Environmental - 683 - Ruckersville Hauling
 261 INDUSTRIAL DR
 Ruckersville, VA
 US 22698
 Contact: Jaf Finney
 jfinney@gflenv.com
 T: (434)990-4972
 F:

To discuss this sample report, contact Customer Service at 1-800-237-1369.

* - Denotes test methods that are outside of the ISO 17025 scope of accreditation.

Statements of conformity to specifications are based on the simple acceptance decision rule (JCGM 106:2012)