



OIL ANALYSIS REPORT

WEAR	NORMAL
CONTAMINATION	NORMAL
FLUID CONDITION	NORMAL

Machine Id
KAWASAKI 95ZV-2 F-66 (S/N 97C5-5459)
 Component
Diesel Engine
 Fluid
CHEVRON DELO 400 SDE SAE 15W40 (13 GAL)

RECOMMENDATION

Resample at the next service interval to monitor.

Test	UOM	Method	Limit/Abn	Current	History1	History2
Sample Number		Client Info		WC0948395	WC0920345	WC0899799
Sample Date		Client Info		06 Jul 2024	17 May 2024	27 Mar 2024
Machine Age	hrs	Client Info		24280	23979	23713
Oil Age	hrs	Client Info		301	286	1913
Filter Age	hrs	Client Info		301	286	1913
Oil Changed		Client Info		Changed	Changed	Changed
Filter Changed		Client Info		Changed	Changed	Changed
Sample Status				NORMAL	NORMAL	NORMAL

WEAR

All component wear rates are normal.

Iron	ppm	ASTM D5185m	>90	7	8	13
Chromium	ppm	ASTM D5185m	>20	0	<1	1
Nickel	ppm	ASTM D5185m	>2	0	0	<1
Titanium	ppm	ASTM D5185m	>2	79	85	91
Silver	ppm	ASTM D5185m	>2	0	<1	0
Aluminum	ppm	ASTM D5185m	>20	<1	2	3
Lead	ppm	ASTM D5185m	>40	0	1	<1
Copper	ppm	ASTM D5185m	>330	0	0	2
Tin	ppm	ASTM D5185m	>15	0	<1	<1
Vanadium	ppm	ASTM D5185m		<1	1	2
White Metal	scalar	*Visual	NONE	NONE	NONE	NONE
Yellow Metal	scalar	*Visual	NONE	NONE	NONE	NONE

CONTAMINATION

There is no indication of any contamination in the oil.

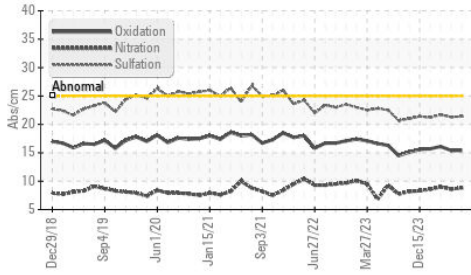
Silicon	ppm	ASTM D5185m	>25	6	6	8
Potassium	ppm	ASTM D5185m	>20	1	3	4
Fuel		WC Method	>3.0	<1.0	<1.0	<1.0
Water		WC Method	>0.2	NEG	NEG	NEG
Glycol		WC Method		NEG	NEG	NEG
Soot %	%	*ASTM D7844	>6	1	0.7	0.8
Nitration	Abs/cm	*ASTM D7624	>20	8.8	8.6	9.0
Sulfation	Abs/.1mm	*ASTM D7415	>30	21.4	21.3	21.7
Silt	scalar	*Visual	NONE	NONE	NONE	NONE
Debris	scalar	*Visual	NONE	NONE	NONE	NONE
Sand/Dirt	scalar	*Visual	NONE	NONE	NONE	NONE
Appearance	scalar	*Visual	NORML	NORML	NORML	NORML
Odor	scalar	*Visual	NORML	NORML	NORML	NORML
Emulsified Water	scalar	*Visual	>0.2	NEG	NEG	NEG

FLUID CONDITION

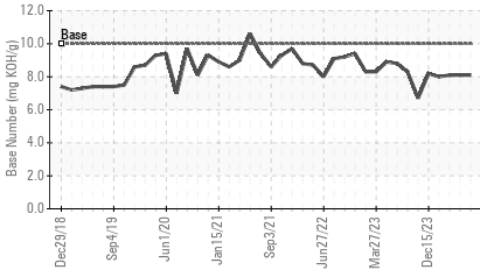
The BN result indicates that there is suitable alkalinity remaining in the oil. The condition of the oil is acceptable for the time in service.

Sodium	ppm	ASTM D5185m		4	3	3
Boron	ppm	ASTM D5185m		100	119	120
Barium	ppm	ASTM D5185m		0	0	0
Molybdenum	ppm	ASTM D5185m		0	1	3
Manganese	ppm	ASTM D5185m		0	<1	<1
Magnesium	ppm	ASTM D5185m		450	391	416
Calcium	ppm	ASTM D5185m		1863	1893	1802
Phosphorus	ppm	ASTM D5185m	760	1169	1057	987
Zinc	ppm	ASTM D5185m	800	1351	1186	1203
Sulfur	ppm	ASTM D5185m	3000	4960	4391	3727
Oxidation	Abs/.1mm	*ASTM D7414	>25	15.4	15.4	16.1
Base Number (BN)	mg KOH/g	ASTM D2896	10	8.1	8.1	8.1
Visc @ 100°C	cSt	ASTM D445	14.6	14.4	14.3	14.2

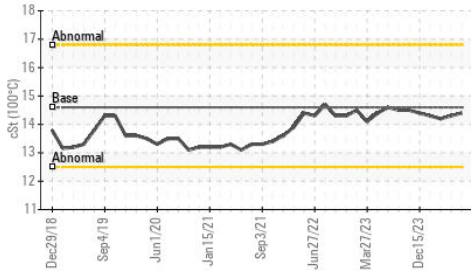
FT-IR (Direct Trend)



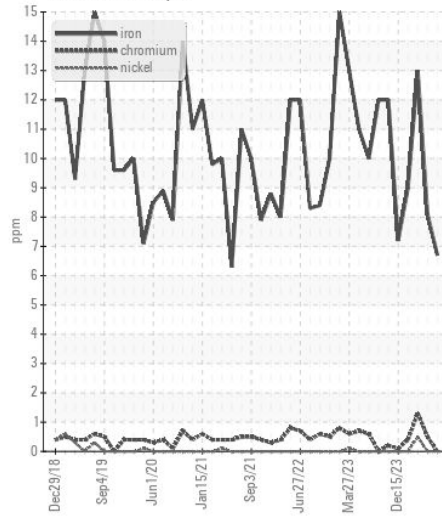
Base Number



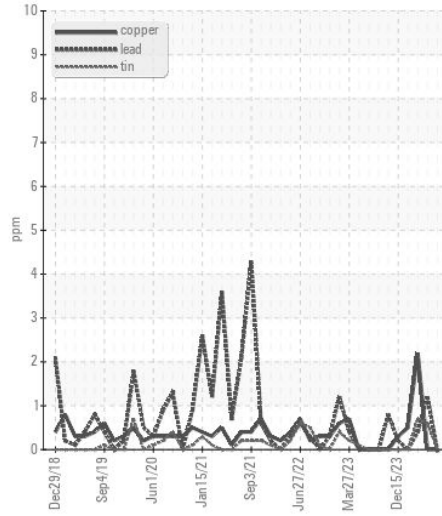
Viscosity @ 100°C



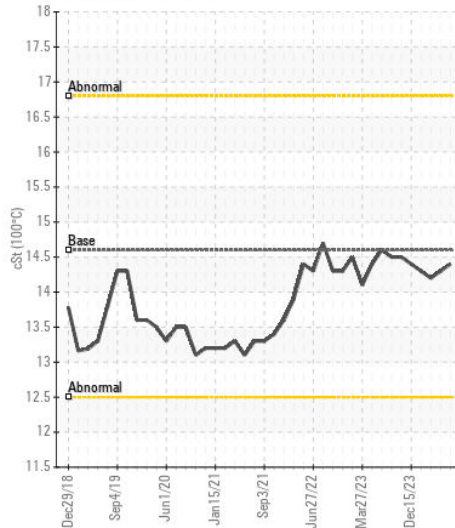
Ferrous Alloys



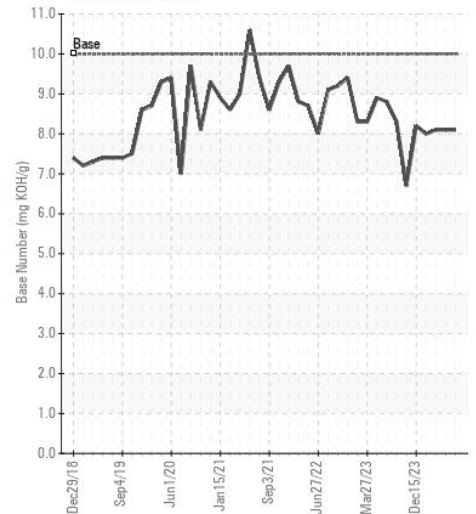
Non-ferrous Metals



Viscosity @ 100°C



Base Number



Certificate L2367

Laboratory : WearCheck USA - 501 Madison Ave., Cary, NC 27513
Sample No. : WC0948395 **Received** : 11 Jul 2024
Lab Number : 06232939 **Tested** : 11 Jul 2024
Unique Number : 11116432 **Diagnosed** : 12 Jul 2024 - Don Baldrige
Test Package : CONST (Additional Tests: TBN)

FRANKLIN IRON & METAL CORP
 1939 EAST 1ST ST
 DAYTON, OH
 US 45403
 Contact: BILL PITTL JR
 parts@frankliniron.com
 T: (937)253-8184
 F:

To discuss this sample report, contact Customer Service at 1-800-237-1369.

* - Denotes test methods that are outside of the ISO 17025 scope of accreditation.

Statements of conformity to specifications are based on the simple acceptance decision rule (JCGM 106:2012)