



WEAR	NORMAL
CONTAMINATION	NORMAL
FLUID CONDITION	NORMAL

Machine Id
JOHN DEERE 644L 1DW644LHTML709320
 Component
Diesel Engine
 Fluid
JOHN DEERE ENGINE OIL PLUS 50 II 15W40 (30 QTS)

RECOMMENDATION

Resample at the next service interval to monitor.

Test	UOM	Method	Limit/Abn	Current	History1	History2
Sample Number		Client Info		JR0218523	JR0199056	JR0187429
Sample Date		Client Info		09 Jul 2024	04 Jan 2024	25 Sep 2023
Machine Age	hrs	Client Info		5869	5374	4916
Oil Age	hrs	Client Info		495	458	463
Filter Age	hrs	Client Info		495	458	463
Oil Changed		Client Info		Changed	Changed	Changed
Filter Changed		Client Info		Changed	Changed	Changed
Sample Status				NORMAL	ATTENTION	NORMAL

WEAR

All component wear rates are normal.

Iron	ppm	ASTM D5185m	>51	15	8	10
Chromium	ppm	ASTM D5185m	>11	<1	<1	<1
Nickel	ppm	ASTM D5185m	>5	<1	<1	<1
Titanium	ppm	ASTM D5185m		<1	<1	0
Silver	ppm	ASTM D5185m	>3	<1	0	0
Aluminum	ppm	ASTM D5185m	>31	3	2	<1
Lead	ppm	ASTM D5185m	>26	0	<1	0
Copper	ppm	ASTM D5185m	>26	2	1	<1
Tin	ppm	ASTM D5185m	>4	<1	<1	0
Vanadium	ppm	ASTM D5185m		<1	0	0
White Metal	scalar	*Visual	NONE	NONE	NONE	NONE
Yellow Metal	scalar	*Visual	NONE	NONE	NONE	NONE

CONTAMINATION

There is no indication of any contamination in the oil.

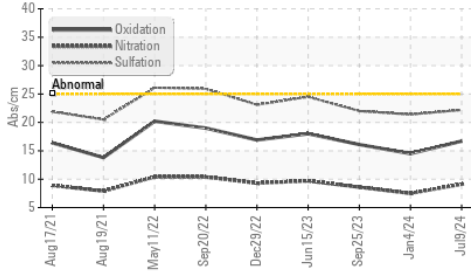
Silicon	ppm	ASTM D5185m	>22	7	5	7
Potassium	ppm	ASTM D5185m	>20	3	2	<1
Fuel		WC Method	>2.1	<1.0	0.3	<1.0
Water		WC Method	>0.21	NEG	NEG	NEG
Glycol		WC Method		NEG	NEG	NEG
Soot %	%	*ASTM D7844	>3	0.5	0.4	0.5
Nitration	Abs/cm	*ASTM D7624	>20	9.1	7.5	8.6
Sulfation	Abs/.1mm	*ASTM D7415	>30	22.2	21.4	22.0
Silt	scalar	*Visual	NONE	NONE	NONE	NONE
Debris	scalar	*Visual	NONE	NONE	NONE	NONE
Sand/Dirt	scalar	*Visual	NONE	NONE	NONE	NONE
Appearance	scalar	*Visual	NORML	NORML	NORML	NORML
Odor	scalar	*Visual	NORML	NORML	NORML	NORML
Emulsified Water	scalar	*Visual	>0.21	NEG	NEG	NEG

FLUID CONDITION

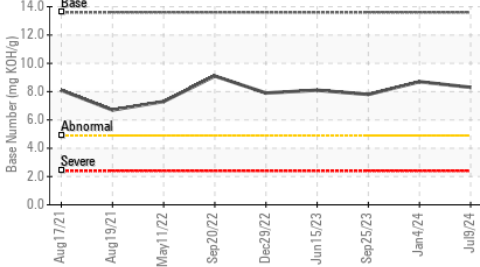
The BN result indicates that there is suitable alkalinity remaining in the oil. The condition of the oil is suitable for further service.

Sodium	ppm	ASTM D5185m	>31	<1	0	3
Boron	ppm	ASTM D5185m		169	100	194
Barium	ppm	ASTM D5185m		0	10	0
Molybdenum	ppm	ASTM D5185m		217	135	260
Manganese	ppm	ASTM D5185m		<1	0	<1
Magnesium	ppm	ASTM D5185m		766	556	881
Calcium	ppm	ASTM D5185m		1554	1983	1532
Phosphorus	ppm	ASTM D5185m		969	1003	943
Zinc	ppm	ASTM D5185m		1126	1107	1167
Sulfur	ppm	ASTM D5185m		2954	3457	3419
Oxidation	Abs/.1mm	*ASTM D7414	>25	16.7	14.5	16.1
Base Number (BN)	mg KOH/g	ASTM D2896	13.6	8.3	8.7	7.8
Visc @ 100°C	cSt	ASTM D445	15.4	13.2	12.0	13.8

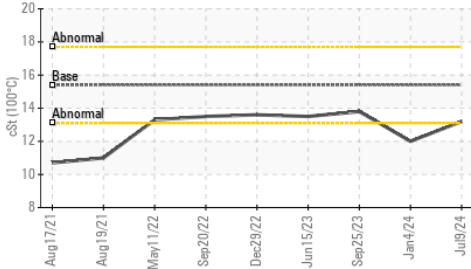
FT-IR (Direct Trend)



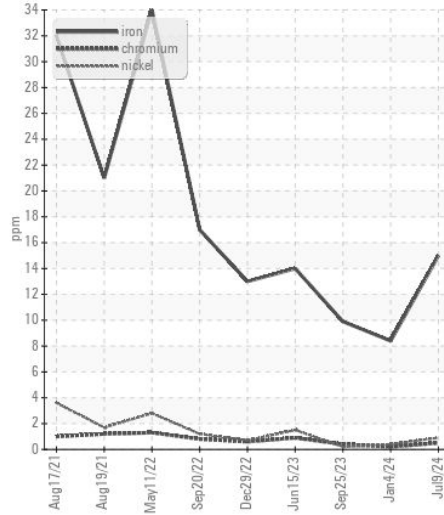
Base Number



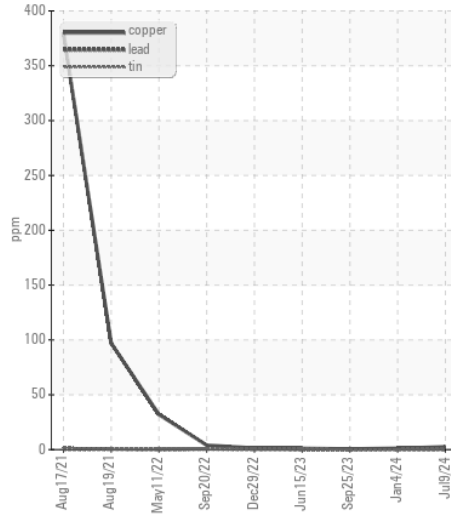
Viscosity @ 100°C



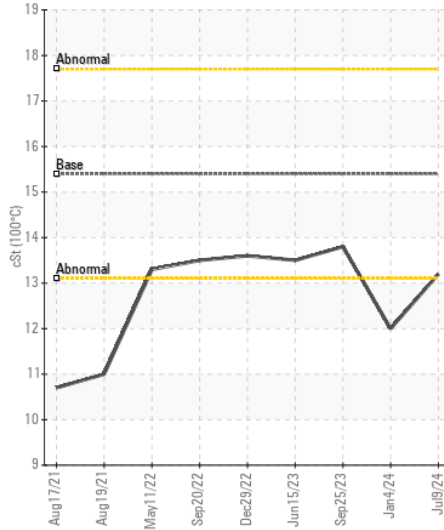
Ferrous Alloys



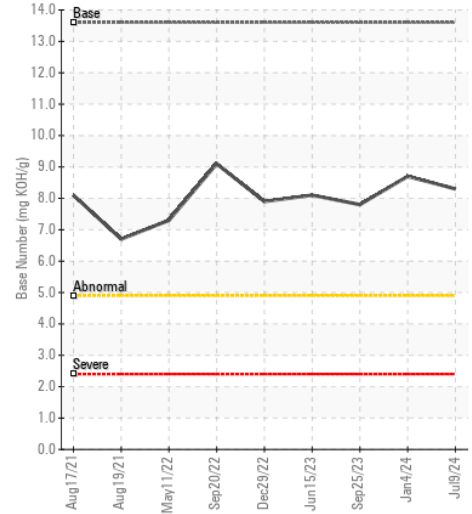
Non-ferrous Metals



Viscosity @ 100°C



Base Number



Certificate L2367

Laboratory : WearCheck USA - 501 Madison Ave., Cary, NC 27513
Sample No. : JR0218523 **Received** : 11 Jul 2024
Lab Number : 06233067 **Tested** : 11 Jul 2024
Unique Number : 11116560 **Diagnosed** : 11 Jul 2024 - Wes Davis
Test Package : CONST (Additional Tests: TBN)

JRE - MANASSAS PARK
 9107 OWENS DRIVE
 MANASSAS PARK, VA
 US 20111

Contact: DON VEST
 dvest@jamesriverequipment.com
 T: (703)631-8500
 F: (703)631-4715

To discuss this sample report, contact Customer Service at 1-800-237-1369.

* - Denotes test methods that are outside of the ISO 17025 scope of accreditation.

Statements of conformity to specifications are based on the simple acceptance decision rule (JCGM 106:2012)