



Area

**[48055]**

Machine Id

**JOHN DEERE 350P 1FF350PAVPF000778**

Component

**Right Final Drive**

Fluid

**JOHN DEERE GL-5 80W90 (10 QTS)**

### RECOMMENDATION

We advise that you check all areas where dirt can enter the system. Resample at the next service interval to monitor.

### WEAR

All component wear rates are normal.

### CONTAMINATION

Elemental levels of silicon (Si) and aluminum (Al) indicate alumina-silicate (coarse dirt) ingress.

### FLUID CONDITION

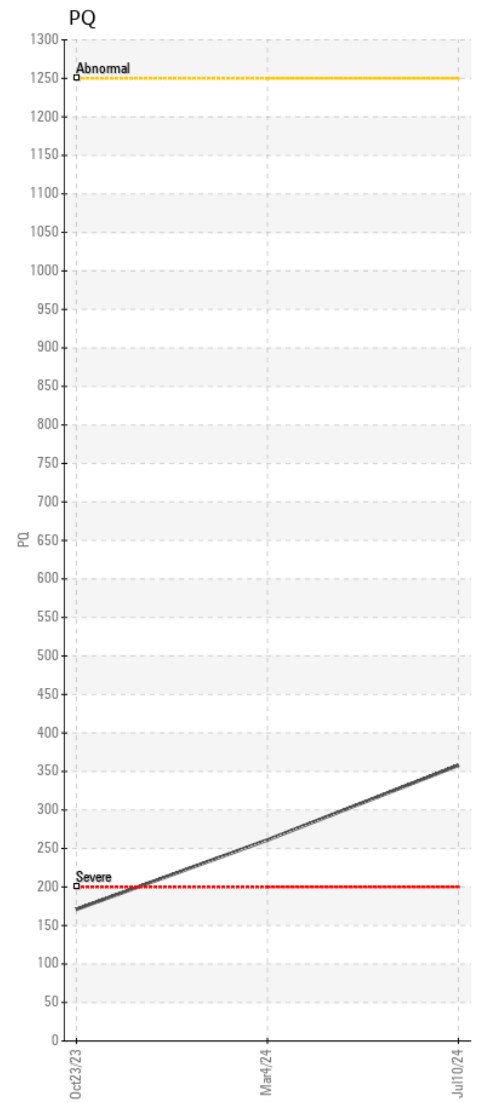
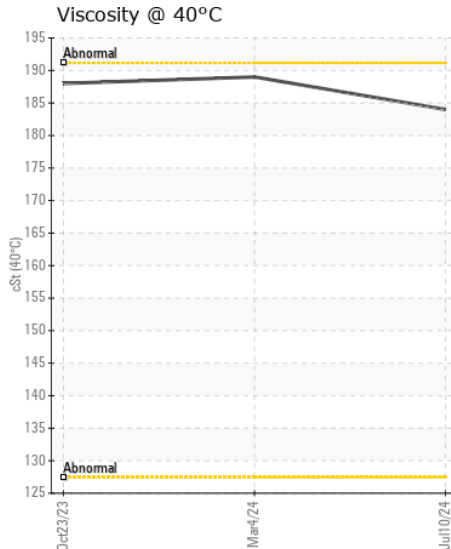
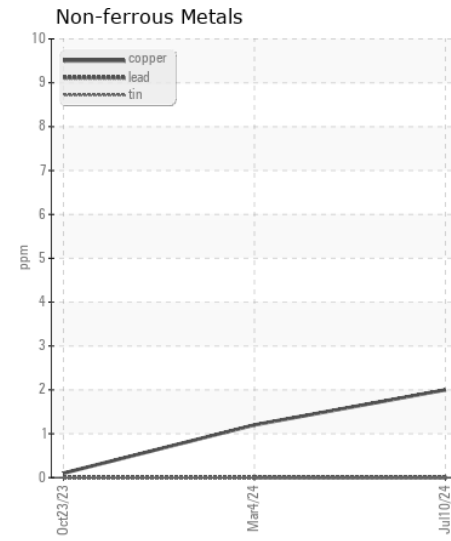
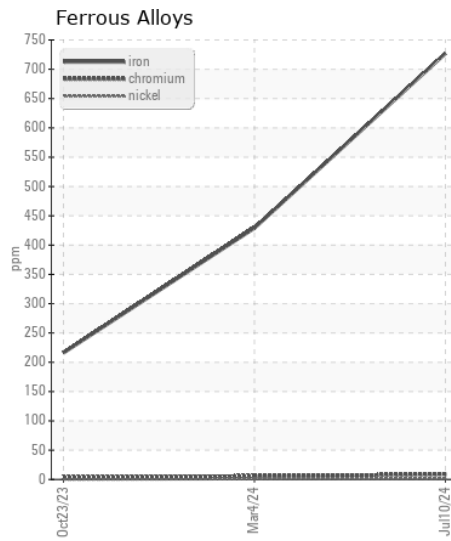
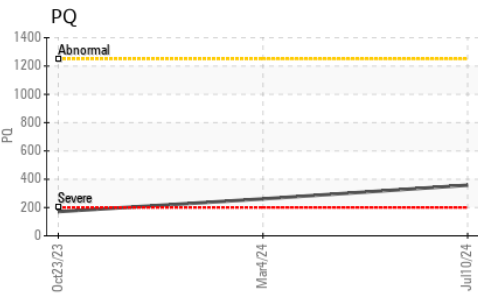
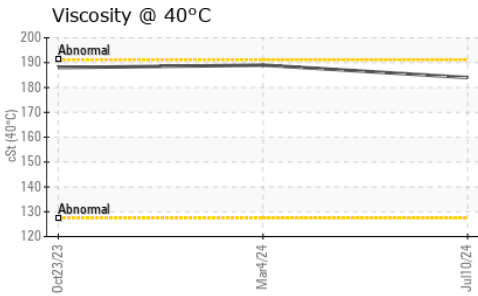
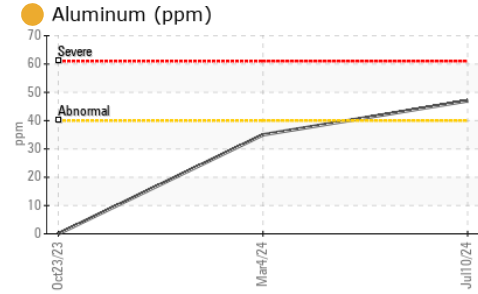
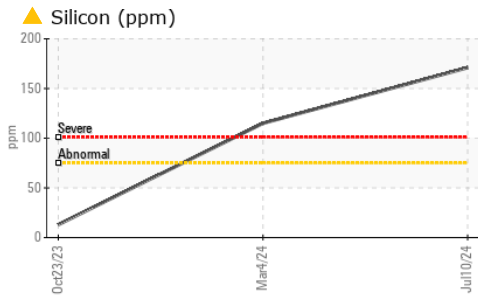
The condition of the oil is acceptable for the time in service.

| Test           | UOM | Method      | Limit/Abn | Current            | History1    | History2    |
|----------------|-----|-------------|-----------|--------------------|-------------|-------------|
| Sample Number  |     | Client Info |           | <b>JR0225582</b>   | JR0208510   | JR0189970   |
| Sample Date    |     | Client Info |           | <b>10 Jul 2024</b> | 04 Mar 2024 | 23 Oct 2023 |
| Machine Age    | hrs | Client Info |           | <b>1450</b>        | 958         | 477         |
| Oil Age        | hrs | Client Info |           | <b>1450</b>        | 958         | 0           |
| Filter Age     | hrs | Client Info |           | <b>0</b>           | 0           | 0           |
| Oil Changed    |     | Client Info |           | <b>Not Changd</b>  | Not Changd  | Not Changd  |
| Filter Changed |     | Client Info |           | <b>N/A</b>         | N/A         | Not Changd  |
| Sample Status  |     |             |           | <b>ABNORMAL</b>    | ABNORMAL    | NORMAL      |

|              |        |             |       |              |      |      |
|--------------|--------|-------------|-------|--------------|------|------|
| PQ           |        | ASTM D8184  | >1250 | <b>358</b>   | 261  | 171  |
| Iron         | ppm    | ASTM D5185m | >750  | <b>727</b>   | 429  | 216  |
| Chromium     | ppm    | ASTM D5185m | >9    | <b>9</b>     | 6    | 4    |
| Nickel       | ppm    | ASTM D5185m | >10   | <b>&lt;1</b> | <1   | 0    |
| Titanium     | ppm    | ASTM D5185m |       | <b>5</b>     | 3    | <1   |
| Silver       | ppm    | ASTM D5185m |       | <b>&lt;1</b> | 0    | 0    |
| Aluminum     | ppm    | ASTM D5185m | >40   | <b>47</b>    | 35   | 0    |
| Lead         | ppm    | ASTM D5185m | >15   | <b>0</b>     | 0    | 0    |
| Copper       | ppm    | ASTM D5185m | >40   | <b>2</b>     | 1    | <1   |
| Tin          | ppm    | ASTM D5185m | >10   | <b>0</b>     | 0    | 0    |
| Vanadium     | ppm    | ASTM D5185m |       | <b>&lt;1</b> | <1   | <1   |
| White Metal  | scalar | *Visual     | NONE  | <b>NONE</b>  | NONE | NONE |
| Yellow Metal | scalar | *Visual     | NONE  | <b>NONE</b>  | NONE | NONE |

|                  |        |             |        |              |       |       |
|------------------|--------|-------------|--------|--------------|-------|-------|
| Silicon          | ppm    | ASTM D5185m | >75    | <b>▲ 171</b> | ▲ 115 | 13    |
| Potassium        | ppm    | ASTM D5185m | >20    | <b>11</b>    | 9     | 0     |
| Water            |        | WC Method   | >0.075 | <b>NEG</b>   | NEG   | NEG   |
| Silt             | scalar | *Visual     | NONE   | <b>NONE</b>  | NONE  | NONE  |
| Debris           | scalar | *Visual     | NONE   | <b>NONE</b>  | NONE  | NONE  |
| Sand/Dirt        | scalar | *Visual     | NONE   | <b>NONE</b>  | NONE  | NONE  |
| Appearance       | scalar | *Visual     | NORML  | <b>NORML</b> | NORML | NORML |
| Odor             | scalar | *Visual     | NORML  | <b>NORML</b> | NORML | NORML |
| Emulsified Water | scalar | *Visual     | >0.075 | <b>NEG</b>   | NEG   | NEG   |

|             |     |             |     |              |       |       |
|-------------|-----|-------------|-----|--------------|-------|-------|
| Sodium      | ppm | ASTM D5185m | >51 | <b>3</b>     | <1    | 2     |
| Boron       | ppm | ASTM D5185m |     | <b>78</b>    | 85    | 78    |
| Barium      | ppm | ASTM D5185m |     | <b>0</b>     | 4     | 2     |
| Molybdenum  | ppm | ASTM D5185m |     | <b>&lt;1</b> | <1    | 0     |
| Manganese   | ppm | ASTM D5185m |     | <b>11</b>    | 8     | 5     |
| Magnesium   | ppm | ASTM D5185m |     | <b>7</b>     | 6     | 1     |
| Calcium     | ppm | ASTM D5185m |     | <b>17</b>    | 25    | 16    |
| Phosphorus  | ppm | ASTM D5185m |     | <b>501</b>   | 546   | 316   |
| Zinc        | ppm | ASTM D5185m |     | <b>19</b>    | 16    | 1     |
| Sulfur      | ppm | ASTM D5185m |     | <b>14136</b> | 17052 | 14190 |
| Visc @ 40°C | cSt | ASTM D445   |     | <b>184</b>   | 189   | 188   |



Certificate L2367

**Laboratory** : WearCheck USA - 501 Madison Ave., Cary, NC 27513  
**Sample No.** : JR0225582 **Received** : 11 Jul 2024  
**Lab Number** : 06233514 **Tested** : 12 Jul 2024  
**Unique Number** : 11117007 **Diagnosed** : 13 Jul 2024 - Don Baldrige  
**Test Package** : CONST ( Additional Tests: PQ )

**B & S SITE DEVELOPMENT**  
 7800 PINEY BRANCH LANE  
 BRISTOW, VA  
 US 20136  
 Contact: DANNY HUFF  
 dhuff@bandssite.com  
 T: (540)270-3203  
 F: (703)753-0605

To discuss this sample report, contact Customer Service at 1-800-237-1369.

\* - Denotes test methods that are outside of the ISO 17025 scope of accreditation.

Statements of conformity to specifications are based on the simple acceptance decision rule (JCGM 106:2012)