



# VOLVO

## OIL ANALYSIS REPORT

WEAR	<b>NORMAL</b>
CONTAMINATION	<b>NORMAL</b>
FLUID CONDITION	<b>NORMAL</b>



Area  
**[5]**  
 Machine Id  
**VOLVO L110H 631239**  
 Component  
**Rear Axle**  
 Fluid  
**VOLVO WB 102 (--- GAL)**

### RECOMMENDATION

Resample at the next service interval to monitor.

Test	UOM	Method	Limit/Abn	Current	History1	History2
Sample Number		Client Info		<b>VCP438543</b>	VCP415945	VCP390708
Sample Date		Client Info		<b>04 Jul 2024</b>	27 Jun 2023	25 Oct 2022
Machine Age	hrs	Client Info		<b>10281</b>	9267	8302
Oil Age	hrs	Client Info		<b>0</b>	0	2000
Filter Age	hrs	Client Info		<b>0</b>	0	0
Oil Changed		Client Info		<b>N/A</b>	Not Changd	Changed
Filter Changed		Client Info		<b>N/A</b>	Not Changd	Changed
Sample Status				<b>NORMAL</b>	NORMAL	NORMAL

### WEAR

All component wear rates are normal.

Iron	ppm	ASTM D5185m	>500	<b>93</b>	33	31
Chromium	ppm	ASTM D5185m	>20	<b>&lt;1</b>	<1	<1
Nickel	ppm	ASTM D5185m	>10	<b>&lt;1</b>	0	0
Titanium	ppm	ASTM D5185m		<b>&lt;1</b>	0	0
Silver	ppm	ASTM D5185m		<b>0</b>	0	0
Aluminum	ppm	ASTM D5185m	>30	<b>2</b>	3	1
Lead	ppm	ASTM D5185m	>50	<b>0</b>	0	<1
Copper	ppm	ASTM D5185m	>120	<b>&lt;1</b>	0	<1
Tin	ppm	ASTM D5185m	>20	<b>0</b>	0	0
Vanadium	ppm	ASTM D5185m		<b>0</b>	0	0
White Metal	scalar	*Visual	NONE	<b>NONE</b>	NONE	NONE
Yellow Metal	scalar	*Visual	NONE	<b>NONE</b>	NONE	NONE

### CONTAMINATION

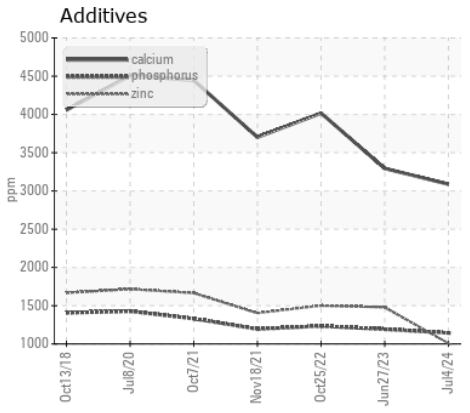
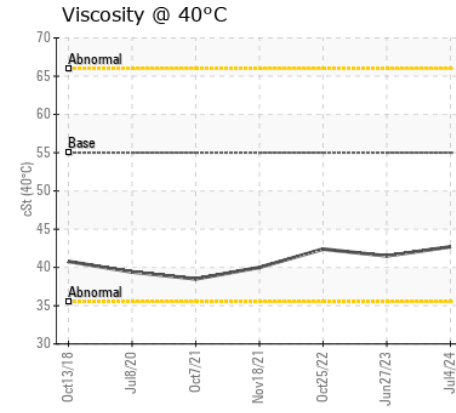
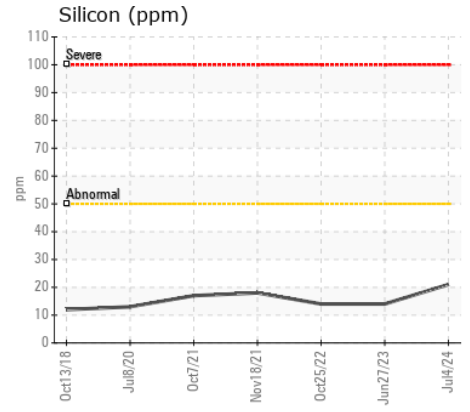
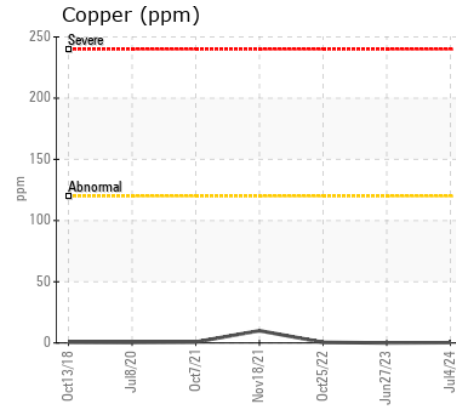
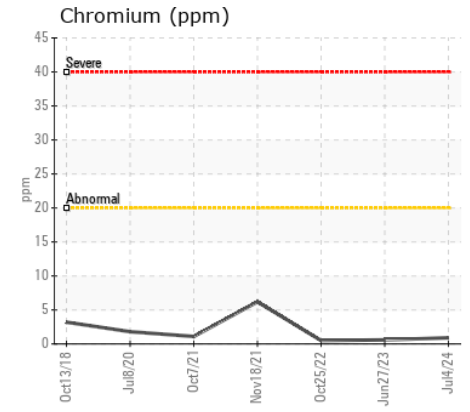
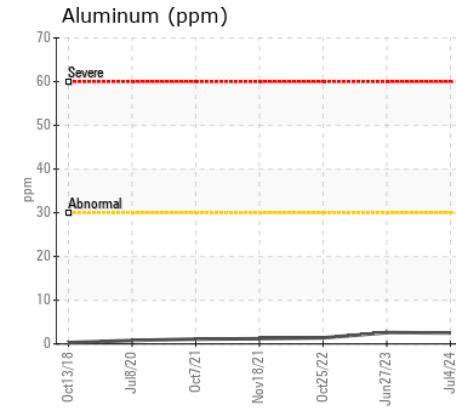
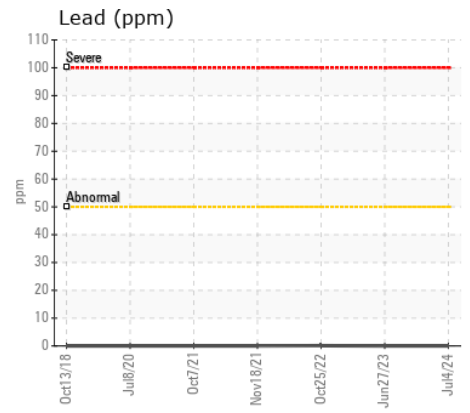
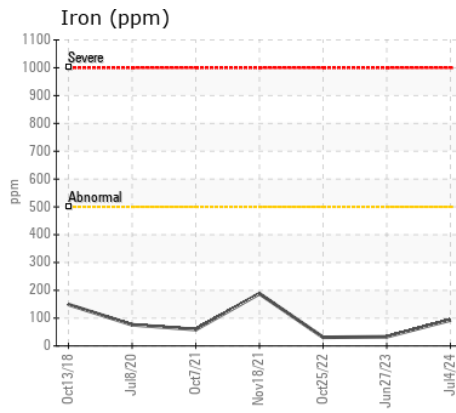
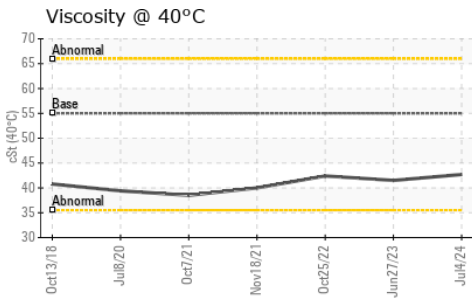
There is no indication of any contamination in the oil.

Silicon	ppm	ASTM D5185m	>50	<b>21</b>	14	14
Potassium	ppm	ASTM D5185m	>20	<b>0</b>	0	0
Water		WC Method	>0.2	<b>NEG</b>	NEG	NEG
Silt	scalar	*Visual	NONE	<b>NONE</b>	NONE	NONE
Debris	scalar	*Visual	NONE	<b>NONE</b>	NONE	NONE
Sand/Dirt	scalar	*Visual	NONE	<b>NONE</b>	NONE	NONE
Appearance	scalar	*Visual	NORML	<b>NORML</b>	NORML	NORML
Odor	scalar	*Visual	NORML	<b>NORML</b>	NORML	NORML
Emulsified Water	scalar	*Visual	>0.2	<b>NEG</b>	NEG	NEG

### FLUID CONDITION

The condition of the oil is acceptable for the time in service.

Sodium	ppm	ASTM D5185m		<b>4</b>	<1	10
Boron	ppm	ASTM D5185m		<b>9</b>	25	151
Barium	ppm	ASTM D5185m		<b>0</b>	0	0
Molybdenum	ppm	ASTM D5185m		<b>&lt;1</b>	<1	1
Manganese	ppm	ASTM D5185m		<b>1</b>	0	<1
Magnesium	ppm	ASTM D5185m		<b>11</b>	11	19
Calcium	ppm	ASTM D5185m		<b>3088</b>	3294	4017
Phosphorus	ppm	ASTM D5185m		<b>1143</b>	1193	1234
Zinc	ppm	ASTM D5185m		<b>1008</b>	1480	1501
Sulfur	ppm	ASTM D5185m		<b>4201</b>	5056	4362
Visc @ 40°C	cSt	ASTM D445	55	<b>42.7</b>	41.5	42.4



Certificate L2367

**Laboratory** : WearCheck USA - 501 Madison Ave., Cary, NC 27513  
**Sample No.** : VCP438543  
**Lab Number** : 06233553  
**Unique Number** : 11117046  
**Test Package** : MOB 1

**Received** : 11 Jul 2024  
**Tested** : 12 Jul 2024  
**Diagnosed** : 13 Jul 2024 - Don Baldrige

**RIPA AND ASSOCIATES**  
 10149 FISHER AVENUE  
 TAMPA, FL  
 US 33619

Contact: PM Services  
 PMServices@ripaconstruction.com

To discuss this sample report, contact Customer Service at 1-800-237-1369.

\* - Denotes test methods that are outside of the ISO 17025 scope of accreditation.

Statements of conformity to specifications are based on the simple acceptance decision rule (JCGM 106:2012)

T:  
F: