



# OIL ANALYSIS REPORT

WEAR	<b>NORMAL</b>
CONTAMINATION	<b>NORMAL</b>
FLUID CONDITION	<b>NORMAL</b>

Machine Id  
**31260**  
 Component  
**Left Final Drive**  
 Fluid  
**GEAR OIL SAE 80W90 (--- QTS)**

## RECOMMENDATION

Resample at the next service interval to monitor. Please specify the component make and model with your next sample. Please specify the brand, type, and viscosity of the oil on your next sample.

## WEAR

All component wear rates are normal.

## CONTAMINATION

There is no indication of any contamination in the oil.

## FLUID CONDITION

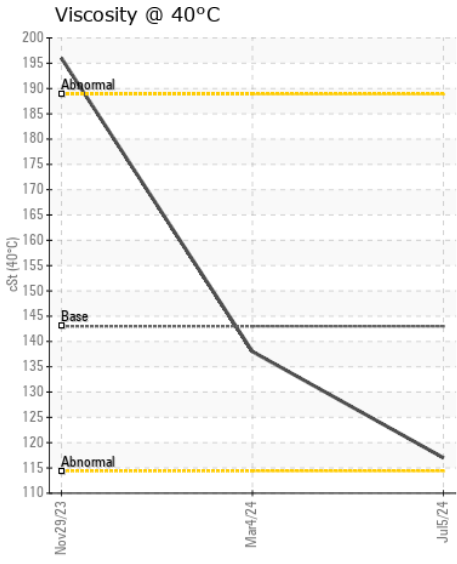
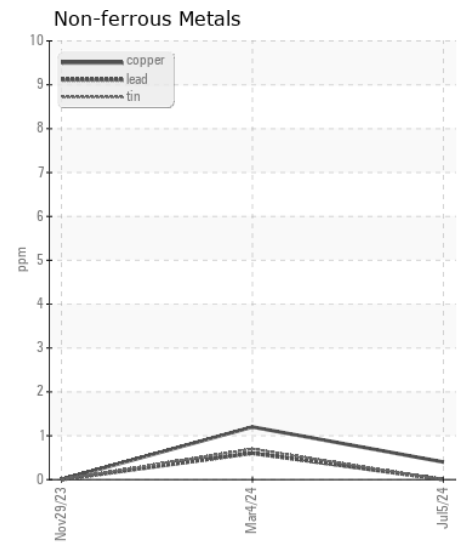
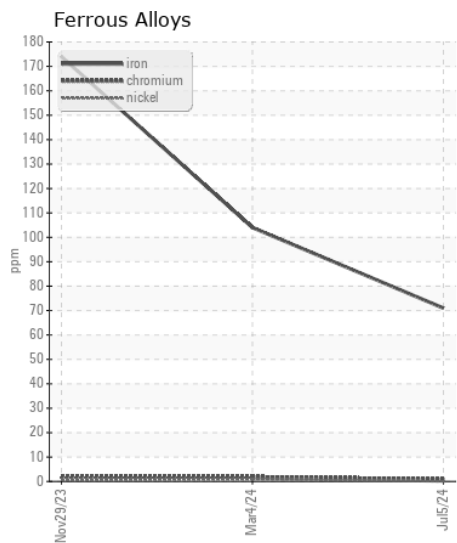
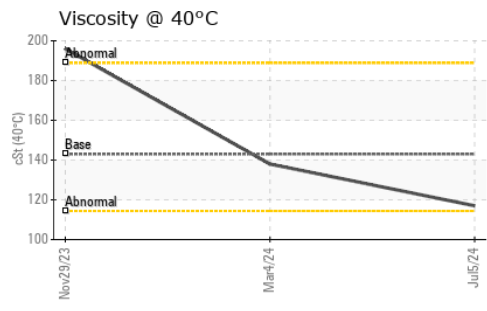
The condition of the oil is acceptable for the time in service.

Test	UOM	Method	Limit/Abn	Current	History1	History2
Sample Number		Client Info		<b>WC0950535</b>	WC0905301	WC0846354
Sample Date		Client Info		<b>05 Jul 2024</b>	04 Mar 2024	29 Nov 2023
Machine Age	hrs	Client Info		<b>1565</b>	1309	1057
Oil Age	hrs	Client Info		<b>1500</b>	1250	1250
Filter Age	hrs	Client Info		<b>1500</b>	1250	1250
Oil Changed		Client Info		<b>Changed</b>	Changed	Changed
Filter Changed		Client Info		<b>Changed</b>	Changed	Changed
Sample Status				<b>NORMAL</b>	NORMAL	NORMAL

Iron	ppm	ASTM D5185m	>500	<b>71</b>	104	174
Chromium	ppm	ASTM D5185m	>10	<b>&lt;1</b>	2	2
Nickel	ppm	ASTM D5185m	>10	<b>0</b>	<1	<1
Titanium	ppm	ASTM D5185m		<b>0</b>	<1	0
Silver	ppm	ASTM D5185m		<b>0</b>	0	0
Aluminum	ppm	ASTM D5185m	>25	<b>0</b>	2	0
Lead	ppm	ASTM D5185m	>25	<b>0</b>	<1	0
Copper	ppm	ASTM D5185m	>50	<b>&lt;1</b>	1	0
Tin	ppm	ASTM D5185m	>10	<b>0</b>	<1	0
Vanadium	ppm	ASTM D5185m		<b>0</b>	<1	0
White Metal	scalar	*Visual	NONE	<b>NONE</b>	NONE	NONE
Yellow Metal	scalar	*Visual	NONE	<b>NONE</b>	NONE	NONE

Silicon	ppm	ASTM D5185m	>75	<b>1</b>	4	1
Potassium	ppm	ASTM D5185m	>20	<b>2</b>	3	3
Water		WC Method	>0.2	<b>NEG</b>	NEG	NEG
Silt	scalar	*Visual	NONE	<b>NONE</b>	NONE	MODER
Debris	scalar	*Visual	NONE	<b>NONE</b>	NONE	NONE
Sand/Dirt	scalar	*Visual	NONE	<b>NONE</b>	NONE	NONE
Appearance	scalar	*Visual	NORML	<b>NORML</b>	NORML	NORML
Odor	scalar	*Visual	NORML	<b>NORML</b>	NORML	NORML
Emulsified Water	scalar	*Visual	>0.2	<b>NEG</b>	NEG	NEG

Sodium	ppm	ASTM D5185m	>170	<b>4</b>	1	3
Boron	ppm	ASTM D5185m	400	<b>120</b>	171	2
Barium	ppm	ASTM D5185m	200	<b>0</b>	4	11
Molybdenum	ppm	ASTM D5185m	12	<b>12</b>	10	0
Manganese	ppm	ASTM D5185m		<b>&lt;1</b>	2	2
Magnesium	ppm	ASTM D5185m	12	<b>13</b>	14	2
Calcium	ppm	ASTM D5185m	150	<b>61</b>	51	19
Phosphorus	ppm	ASTM D5185m	1650	<b>2600</b>	1485	1335
Zinc	ppm	ASTM D5185m	125	<b>51</b>	49	51
Sulfur	ppm	ASTM D5185m	22500	<b>20369</b>	23730	24824
Visc @ 40°C	cSt	ASTM D445	143	<b>117</b>	138	196



Certificate L2367

**Laboratory** : WearCheck USA - 501 Madison Ave., Cary, NC 27513  
**Sample No.** : WC0950535  
**Lab Number** : 06233615  
**Unique Number** : 11117108  
**Test Package** : CONST  
**Received** : 11 Jul 2024  
**Tested** : 12 Jul 2024  
**Diagnosed** : 12 Jul 2024 - Wes Davis

**SULLIVAN EASTERN INC**  
 2860 C SLATER RD  
 MORRISVILLE, NC  
 US 27560  
 Contact: SCOTT SULLIVAN  
 ssullivan@sullivan-eastern.com  
 T: (919)484-8993  
 F: (919)484-2136

To discuss this sample report, contact Customer Service at 1-800-237-1369.

\* - Denotes test methods that are outside of the ISO 17025 scope of accreditation.

Statements of conformity to specifications are based on the simple acceptance decision rule (JCGM 106:2012)