



OIL ANALYSIS REPORT

WEAR	NORMAL
CONTAMINATION	NORMAL
FLUID CONDITION	NORMAL

Machine Id
781-200
 Component
Diesel Engine
 Fluid
{not provided} (--- LTR)

RECOMMENDATION

Resample at the next service interval to monitor. Please specify the component make and model with your next sample. Please specify the brand, type, and viscosity of the oil on your next sample.

Test	UOM	Method	Limit/Abn	Current	History1	History2
Sample Number		Client Info		RPL06234143	RPL06151640	RPL05899158
Sample Date		Client Info		01 Jul 2024	24 Mar 2024	03 Jul 2023
Machine Age	mls	Client Info		332146	309338	239961
Oil Age	mls	Client Info		23488	43386	7825
Filter Age	mls	Client Info		0	0	0
Oil Changed		Client Info		N/A	N/A	N/A
Filter Changed		Client Info		N/A	N/A	N/A
Sample Status				NORMAL	ABNORMAL	NORMAL

WEAR

All component wear rates are normal.

Iron	ppm	ASTM D5185m	>100	16	32	12
Chromium	ppm	ASTM D5185m	>20	0	<1	<1
Nickel	ppm	ASTM D5185m	>4	0	0	0
Titanium	ppm	ASTM D5185m		9	0	0
Silver	ppm	ASTM D5185m	>3	0	0	<1
Aluminum	ppm	ASTM D5185m	>20	3	7	4
Lead	ppm	ASTM D5185m	>40	0	0	<1
Copper	ppm	ASTM D5185m	>330	1	0	2
Tin	ppm	ASTM D5185m	>15	0	<1	<1
Vanadium	ppm	ASTM D5185m		0	0	<1
White Metal	scalar	*Visual	NONE	NONE	NONE	NONE
Yellow Metal	scalar	*Visual	NONE	NONE	NONE	NONE

CONTAMINATION

There is no indication of any contamination in the oil.

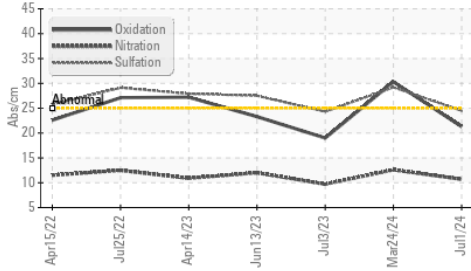
Silicon	ppm	ASTM D5185m	>25	11	20	21
Potassium	ppm	ASTM D5185m	>20	4	4	3
Fuel		WC Method	>5	<1.0	<1.0	<1.0
Water		WC Method	>0.2	NEG	NEG	NEG
Glycol		WC Method		NEG	NEG	NEG
Soot %	%	*ASTM D7844	>3	0.4	0.6	0.2
Nitration	Abs/cm	*ASTM D7624	>20	10.7	12.6	9.7
Sulfation	Abs/.1mm	*ASTM D7415	>30	24.5	29.2	24.3
Silt	scalar	*Visual	NONE	NONE	NONE	NONE
Debris	scalar	*Visual	NONE	NONE	NONE	NONE
Sand/Dirt	scalar	*Visual	NONE	NONE	NONE	NONE
Appearance	scalar	*Visual	NORML	NORML	NORML	NORML
Odor	scalar	*Visual	NORML	NORML	NORML	NORML
Emulsified Water	scalar	*Visual	>0.2	NEG	NEG	NEG

FLUID CONDITION

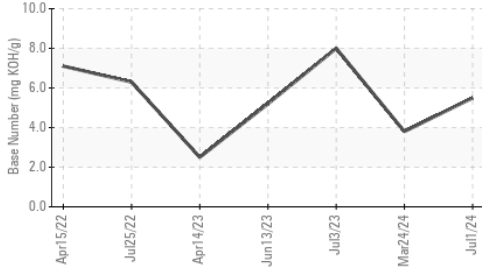
The BN result indicates that there is suitable alkalinity remaining in the oil. The condition of the oil is suitable for further service.

Sodium	ppm	ASTM D5185m		3	<1	1
Boron	ppm	ASTM D5185m		29	61	188
Barium	ppm	ASTM D5185m		0	0	0
Molybdenum	ppm	ASTM D5185m		63	136	119
Manganese	ppm	ASTM D5185m		<1	<1	<1
Magnesium	ppm	ASTM D5185m		711	725	702
Calcium	ppm	ASTM D5185m		1707	1650	1723
Phosphorus	ppm	ASTM D5185m		755	769	773
Zinc	ppm	ASTM D5185m		875	903	983
Sulfur	ppm	ASTM D5185m		3221	2743	3180
Oxidation	Abs/.1mm	*ASTM D7414	>25	21.3	30.3	19.0
Base Number (BN)	mg KOH/g	ASTM D2896		5.5	▲ 3.8	8.0
Visc @ 100°C	cSt	ASTM D445		14.6	14.9	13.9

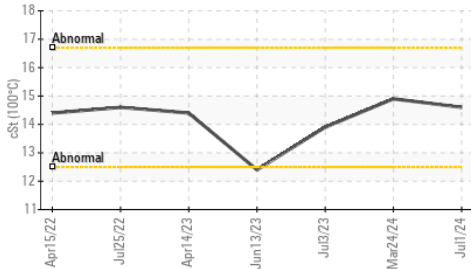
FT-IR (Direct Trend)



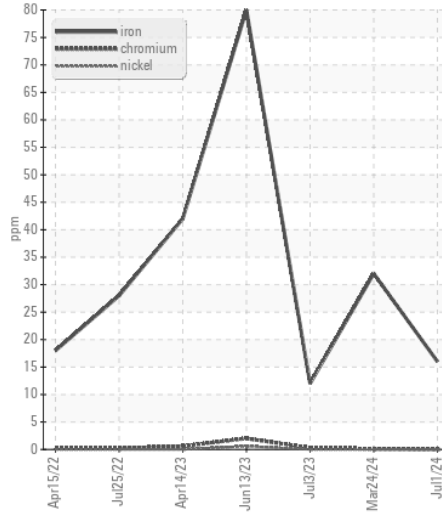
Base Number



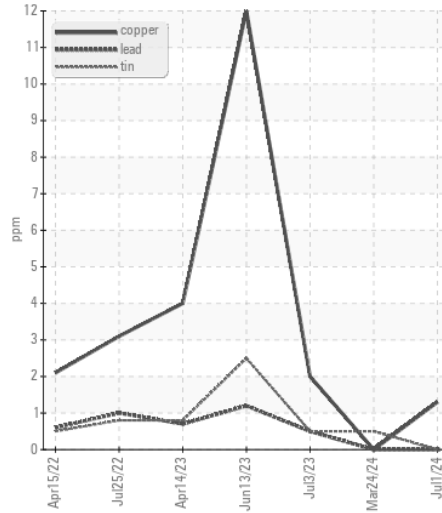
Viscosity @ 100°C



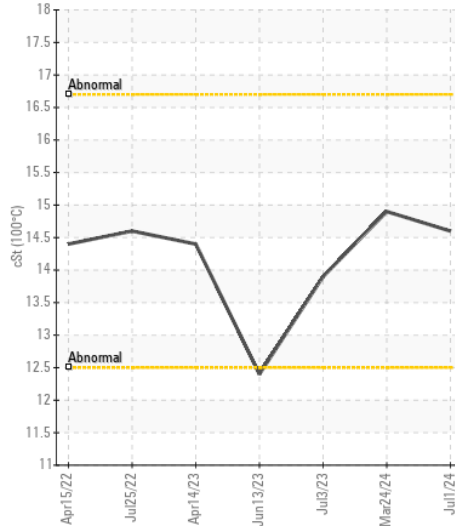
Ferrous Alloys



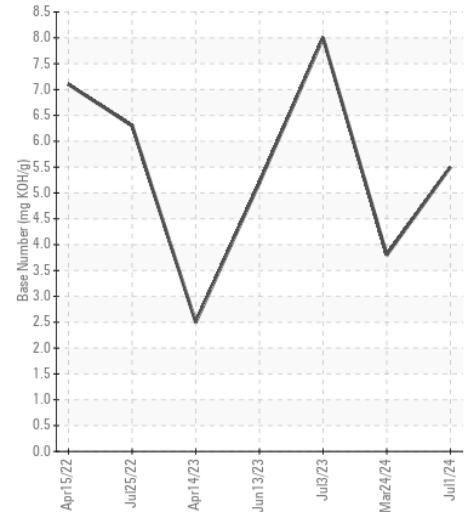
Non-ferrous Metals



Viscosity @ 100°C



Base Number



Certificate L2367

Laboratory : WearCheck USA - 501 Madison Ave., Cary, NC 27513
Sample No. : RPL06234143
Lab Number : 06234143
Unique Number : 11122977
Test Package : FLEET

Received : 11 Jul 2024
Tested : 12 Jul 2024
Diagnosed : 12 Jul 2024 - Wes Davis

RTL PACLEASE - 7050 -Leasing Tyler
 10791 Hwy 69 North
 Tyler, TX
 US 75706

Contact: Justin Cooper
 CooperJ1@RushEnterprises.Com

T: (903)405-3000

To discuss this sample report, contact Customer Service at 1-800-237-1369.

* - Denotes test methods that are outside of the ISO 17025 scope of accreditation.

Statements of conformity to specifications are based on the simple acceptance decision rule (JCGM 106:2012)

F: