



OIL ANALYSIS REPORT

WEAR	NORMAL
CONTAMINATION	NORMAL
FLUID CONDITION	NORMAL

Area
AAAB IRAQ

Machine Id
2000-4011

Component
Genset

Fluid
VALVOLINE PREMIUM BLUE (--- LTR)

RECOMMENDATION

Resample at the next service interval to monitor.

Test	UOM	Method	Limit/Abn	Current	History1	History2
Sample Number		Client Info		WC0860686	WC0860683	WC0860673
Sample Date		Client Info		19 Jun 2024	02 Jun 2024	12 May 2024
Machine Age	hrs	Client Info		11862	11612	11352
Oil Age	hrs	Client Info		250	250	315
Filter Age	hrs	Client Info		250	250	315
Oil Changed		Client Info		Changed	Changed	Changed
Filter Changed		Client Info		Changed	Changed	Changed
Sample Status				NORMAL	NORMAL	NORMAL

WEAR

All component wear rates are normal.

Iron	ppm	ASTM D5185m	>50	3	0	1
Chromium	ppm	ASTM D5185m	>4	0	0	<1
Nickel	ppm	ASTM D5185m	>2	0	0	0
Titanium	ppm	ASTM D5185m		0	0	<1
Silver	ppm	ASTM D5185m	>5	0	0	0
Aluminum	ppm	ASTM D5185m	>12	2	<1	4
Lead	ppm	ASTM D5185m	>17	11	<1	5
Copper	ppm	ASTM D5185m	>70	<1	0	<1
Tin	ppm	ASTM D5185m	>15	0	0	0
Vanadium	ppm	ASTM D5185m		0	0	0
White Metal	scalar	*Visual	NONE	NONE	NONE	NONE
Yellow Metal	scalar	*Visual	NONE	NONE	NONE	NONE

CONTAMINATION

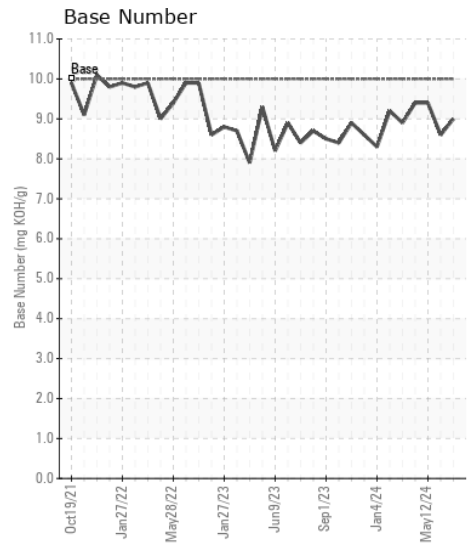
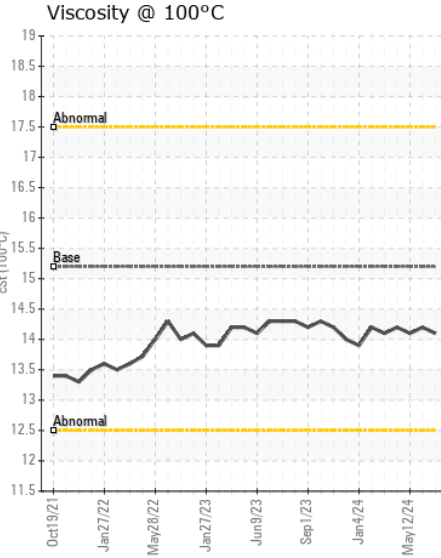
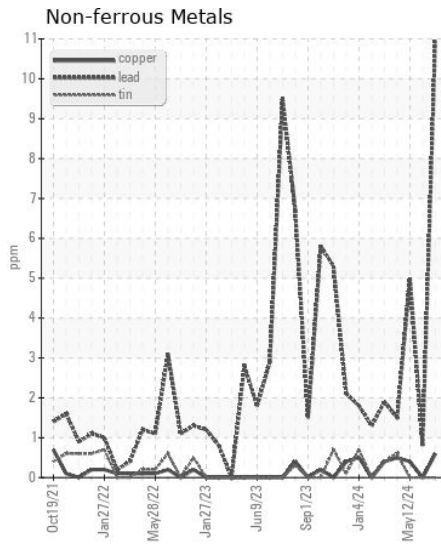
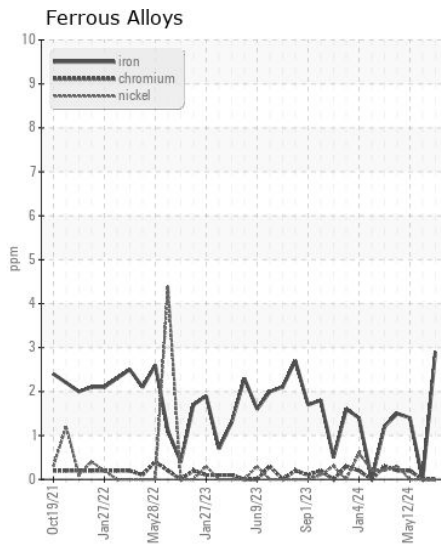
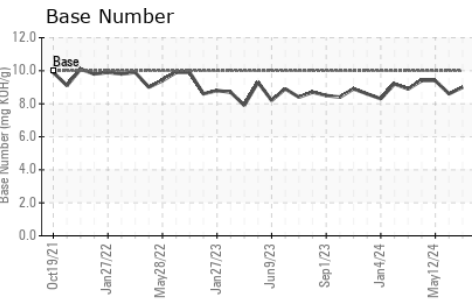
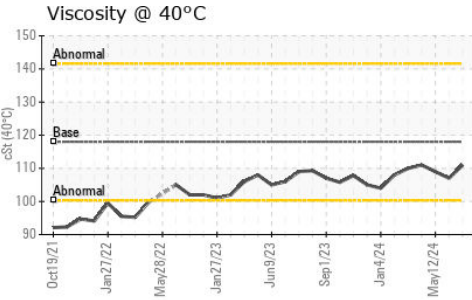
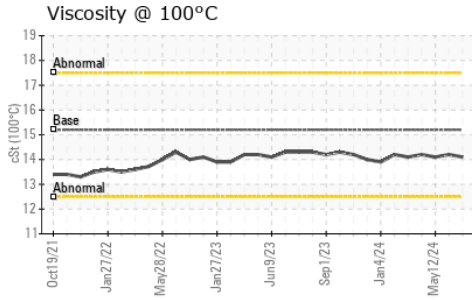
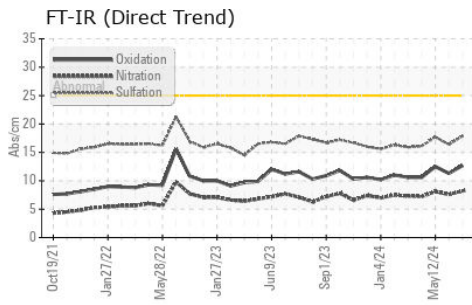
There is no indication of any contamination in the oil.

Silicon	ppm	ASTM D5185m	>25	7	2	5
Potassium	ppm	ASTM D5185m	>20	<1	0	2
Fuel		WC Method	>4.0	<1.0	<1.0	<1.0
Water		WC Method	>0.1	NEG	NEG	NEG
Glycol		WC Method		NEG	NEG	NEG
Soot %	%	*ASTM D7844		0.1	0.1	0.1
Nitration	Abs/cm	*ASTM D7624	>20	8.2	7.6	8.1
Sulfation	Abs/.1mm	*ASTM D7415	>30	17.9	16.4	17.7
Silt	scalar	*Visual	NONE	NONE	NONE	NONE
Debris	scalar	*Visual	NONE	NONE	NONE	NONE
Sand/Dirt	scalar	*Visual	NONE	NONE	NONE	NONE
Appearance	scalar	*Visual	NORML	NORML	NORML	NORML
Odor	scalar	*Visual	NORML	NORML	NORML	NORML
Emulsified Water	scalar	*Visual	>0.1	NEG	NEG	NEG

FLUID CONDITION

The BN result indicates that there is suitable alkalinity remaining in the oil. The condition of the oil is suitable for further service.

Sodium	ppm	ASTM D5185m		2	0	0
Boron	ppm	ASTM D5185m	2.9	67	61	77
Barium	ppm	ASTM D5185m	0.1	0	0	1
Molybdenum	ppm	ASTM D5185m	0.0	36	31	41
Manganese	ppm	ASTM D5185m		<1	0	0
Magnesium	ppm	ASTM D5185m	18	17	19	17
Calcium	ppm	ASTM D5185m	2936	3571	3597	3768
Phosphorus	ppm	ASTM D5185m	998	920	931	878
Zinc	ppm	ASTM D5185m	1095	1051	1108	1084
Sulfur	ppm	ASTM D5185m	5469	4299	4745	4155
Oxidation	Abs/.1mm	*ASTM D7414	>25	12.7	11.3	12.5
Base Number (BN)	mg KOH/g	ASTM D2896	10.0	9.0	8.6	9.4
Visc @ 40°C	cSt	ASTM D445	118	111	107	109
Visc @ 100°C	cSt	ASTM D445	15.2	14.1	14.2	14.1
Viscosity Index (VI)	Scale	ASTM D2270	134	127	134	130



Certificate L2367

Laboratory : WearCheck USA - 501 Madison Ave., Cary, NC 27513
Sample No. : WC0860686
Lab Number : 06235326
Unique Number : 11124160
Test Package : FLEET (Additional Tests: KV40, VI)

CUMMINS - PRIME POWER & IPP STRATEGIC ACCOUNTS
 3850 N VICTORIA ST
 SHOREVIEW, MN
 US 55126
 Contact: Harsha Padigae
 hpadigae@louisberger.com

To discuss this sample report, contact Customer Service at 1-800-237-1369.

* - Denotes test methods that are outside of the ISO 17025 scope of accreditation.

Statements of conformity to specifications are based on the simple acceptance decision rule (JCGM 106:2012)

T: (964)780-7579134
 F: x: