



WEAR	NORMAL
CONTAMINATION	NORMAL
FLUID CONDITION	NORMAL

Machine Id
712023
 Component
Diesel Engine
 Fluid
PETRO CANADA DURON SHP 15W40 (--- LTR)

RECOMMENDATION

Resample at the next service interval to monitor.

Test	UOM	Method	Limit/Abn	Current	History1	History2
Sample Number		Client Info		GFL0106058	GFL0106124	GFL0106101
Sample Date		Client Info		09 Jul 2024	12 Mar 2024	26 Dec 2023
Machine Age	hrs	Client Info		6918	6100	5570
Oil Age	hrs	Client Info		0	600	600
Filter Age	hrs	Client Info		0	600	600
Oil Changed		Client Info		Not Changd	Changed	Changed
Filter Changed		Client Info		Not Changd	Changed	Changed
Sample Status				NORMAL	NORMAL	NORMAL

WEAR

All component wear rates are normal.

Iron	ppm	ASTM D5185m	>110	12	5	5
Chromium	ppm	ASTM D5185m	>4	0	<1	<1
Nickel	ppm	ASTM D5185m	>2	0	0	0
Titanium	ppm	ASTM D5185m		0	0	0
Silver	ppm	ASTM D5185m	>2	<1	0	0
Aluminum	ppm	ASTM D5185m	>25	3	2	3
Lead	ppm	ASTM D5185m	>45	<1	0	0
Copper	ppm	ASTM D5185m	>85	2	1	0
Tin	ppm	ASTM D5185m	>4	<1	<1	2
Vanadium	ppm	ASTM D5185m		0	0	0
White Metal	scalar	*Visual	NONE	NONE	NONE	NONE
Yellow Metal	scalar	*Visual	NONE	NONE	NONE	NONE

CONTAMINATION

There is no indication of any contamination in the oil.

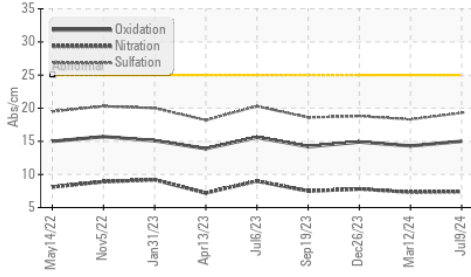
Silicon	ppm	ASTM D5185m	>30	12	3	2
Potassium	ppm	ASTM D5185m	>20	4	<1	4
Fuel		WC Method	>5	<1.0	<1.0	<1.0
Water		WC Method	>0.2	NEG	NEG	NEG
Glycol		WC Method		NEG	NEG	NEG
Soot %	%	*ASTM D7844	>3	0.2	0.3	0.4
Nitration	Abs/cm	*ASTM D7624	>20	7.4	7.3	7.8
Sulfation	Abs/.1mm	*ASTM D7415	>30	19.3	18.3	18.8
Silt	scalar	*Visual	NONE	NONE	NONE	NONE
Debris	scalar	*Visual	NONE	NONE	NONE	NONE
Sand/Dirt	scalar	*Visual	NONE	NONE	NONE	NONE
Appearance	scalar	*Visual	NORML	NORML	NORML	NORML
Odor	scalar	*Visual	NORML	NORML	NORML	NORML
Emulsified Water	scalar	*Visual	>0.2	NEG	NEG	NEG

FLUID CONDITION

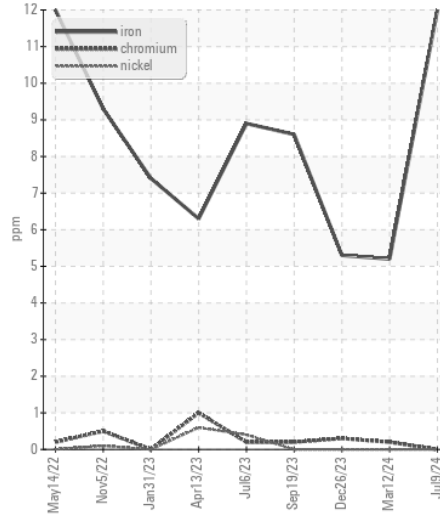
The BN result indicates that there is suitable alkalinity remaining in the oil. The condition of the oil is suitable for further service.

Sodium	ppm	ASTM D5185m		5	<1	0
Boron	ppm	ASTM D5185m	0	10	11	5
Barium	ppm	ASTM D5185m	0	0	0	0
Molybdenum	ppm	ASTM D5185m	60	65	58	60
Manganese	ppm	ASTM D5185m	0	<1	<1	0
Magnesium	ppm	ASTM D5185m	1010	934	912	953
Calcium	ppm	ASTM D5185m	1070	1219	1061	1047
Phosphorus	ppm	ASTM D5185m	1150	1128	1012	1115
Zinc	ppm	ASTM D5185m	1270	1339	1208	1338
Sulfur	ppm	ASTM D5185m	2060	3795	3114	3309
Oxidation	Abs/.1mm	*ASTM D7414	>25	15.0	14.3	14.9
Base Number (BN)	mg KOH/g	ASTM D2896	9.8	8.0	8.2	8.2
Visc @ 100°C	cSt	ASTM D445	15.4	13.9	13.1	13.4

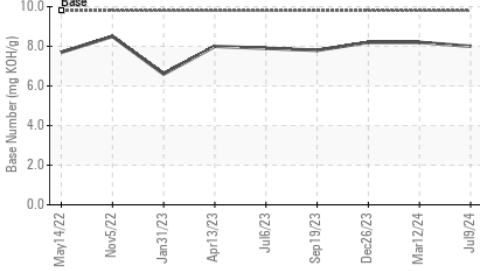
FT-IR (Direct Trend)



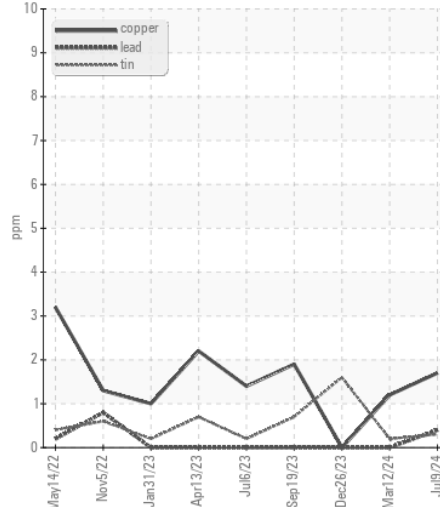
Ferrous Alloys



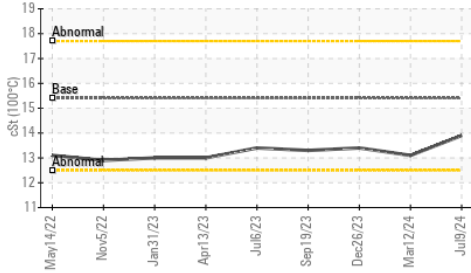
Base Number



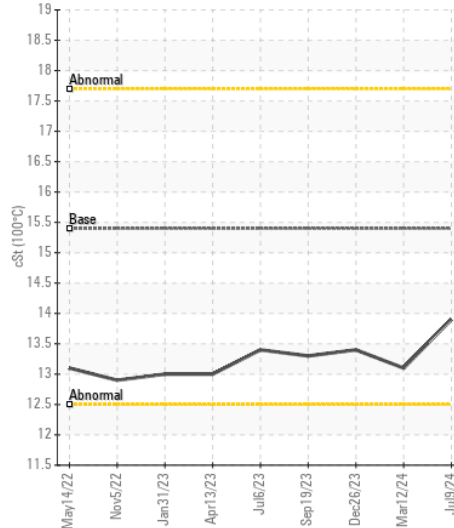
Non-ferrous Metals



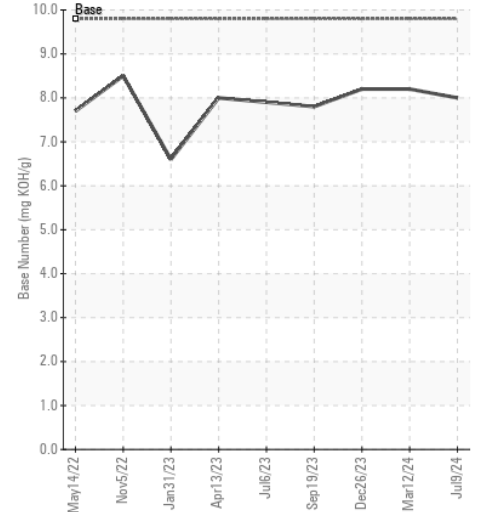
Viscosity @ 100°C



Viscosity @ 100°C



Base Number



Certificate L2367

Laboratory : WearCheck USA - 501 Madison Ave., Cary, NC 27513
Sample No. : GFL0106058
Lab Number : 06235366
Unique Number : 11124200
Test Package : FLEET

GFL Environmental - 152 - Jacksonville
 7580 PHILIPS HWY
 Jacksonville, FL
 US 32256
 Contact: GRANVILLE CARROLL
 gcarroll@gflenv.com
 T: 1(904)252-6815
 F:

To discuss this sample report, contact Customer Service at 1-800-237-1369.

* - Denotes test methods that are outside of the ISO 17025 scope of accreditation.

Statements of conformity to specifications are based on the simple acceptance decision rule (JCGM 106:2012)