



WEAR	NORMAL
CONTAMINATION	NORMAL
FLUID CONDITION	NORMAL

Machine Id
428077
 Component
Diesel Engine
 Fluid
DIESEL ENGINE OIL SAE 15W40 (--- GAL)

RECOMMENDATION

Resample at the next service interval to monitor. Please specify the brand, type, and viscosity of the oil on your next sample.

Test	UOM	Method	Limit/Abn	Current	History1	History2
Sample Number		Client Info		GFL0106062	GFL0106130	GFL0078663
Sample Date		Client Info		09 Jul 2024	19 Feb 2024	18 Sep 2023
Machine Age	hrs	Client Info		18200	17146	16013
Oil Age	hrs	Client Info		0	575	0
Filter Age	hrs	Client Info		0	575	0
Oil Changed		Client Info		Not Changd	Changed	Changed
Filter Changed		Client Info		Not Changd	Changed	Changed
Sample Status				NORMAL	NORMAL	NORMAL

WEAR

All component wear rates are normal.

Iron	ppm	ASTM D5185m	>100	5	6	4
Chromium	ppm	ASTM D5185m	>20	0	<1	<1
Nickel	ppm	ASTM D5185m	>4	0	0	0
Titanium	ppm	ASTM D5185m		0	0	0
Silver	ppm	ASTM D5185m	>3	0	0	0
Aluminum	ppm	ASTM D5185m	>20	2	2	4
Lead	ppm	ASTM D5185m	>40	0	<1	<1
Copper	ppm	ASTM D5185m	>330	1	<1	1
Tin	ppm	ASTM D5185m	>15	<1	<1	0
Vanadium	ppm	ASTM D5185m		0	<1	0
White Metal	scalar	*Visual	NONE	NONE	NONE	NONE
Yellow Metal	scalar	*Visual	NONE	NONE	NONE	NONE

CONTAMINATION

There is no indication of any contamination in the oil.

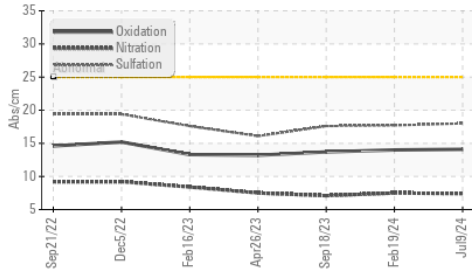
Silicon	ppm	ASTM D5185m	>25	5	5	4
Potassium	ppm	ASTM D5185m	>20	<1	0	4
Fuel		WC Method	>5	<1.0	<1.0	<1.0
Water		WC Method	>0.2	NEG	NEG	NEG
Glycol		WC Method		NEG	NEG	NEG
Soot %	%	*ASTM D7844	>3	0.2	0.2	0.3
Nitration	Abs/cm	*ASTM D7624	>20	7.4	7.5	7.1
Sulfation	Abs/.1mm	*ASTM D7415	>30	18.0	17.7	17.6
Silt	scalar	*Visual	NONE	NONE	NONE	NONE
Debris	scalar	*Visual	NONE	NONE	NONE	NONE
Sand/Dirt	scalar	*Visual	NONE	NONE	NONE	NONE
Appearance	scalar	*Visual	NORML	NORML	NORML	NORML
Odor	scalar	*Visual	NORML	NORML	NORML	NORML
Emulsified Water	scalar	*Visual	>0.2	NEG	NEG	NEG

FLUID CONDITION

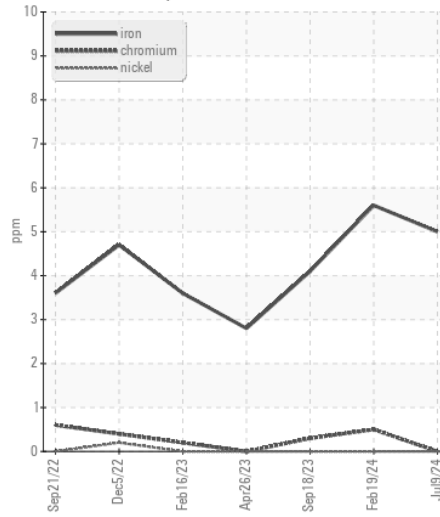
The BN result indicates that there is suitable alkalinity remaining in the oil. The condition of the oil is suitable for further service.

Sodium	ppm	ASTM D5185m	>158	3	1	2
Boron	ppm	ASTM D5185m	250	9	8	7
Barium	ppm	ASTM D5185m	10	0	0	0
Molybdenum	ppm	ASTM D5185m	100	63	58	61
Manganese	ppm	ASTM D5185m		<1	0	<1
Magnesium	ppm	ASTM D5185m	450	883	881	860
Calcium	ppm	ASTM D5185m	3000	1147	1021	1039
Phosphorus	ppm	ASTM D5185m	1150	1084	962	965
Zinc	ppm	ASTM D5185m	1350	1250	1148	1141
Sulfur	ppm	ASTM D5185m	4250	3692	2949	3316
Oxidation	Abs/.1mm	*ASTM D7414	>25	14.1	14.0	13.7
Base Number (BN)	mg KOH/g	ASTM D2896	8.5	8.1	7.7	8.2
Visc @ 100°C	cSt	ASTM D445	14.4	13.7	13.4	13.7

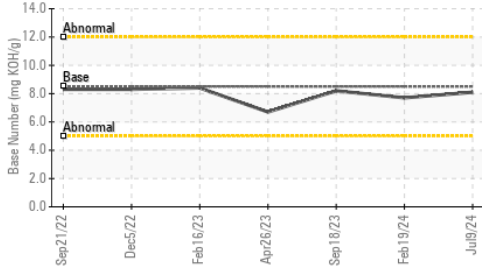
FT-IR (Direct Trend)



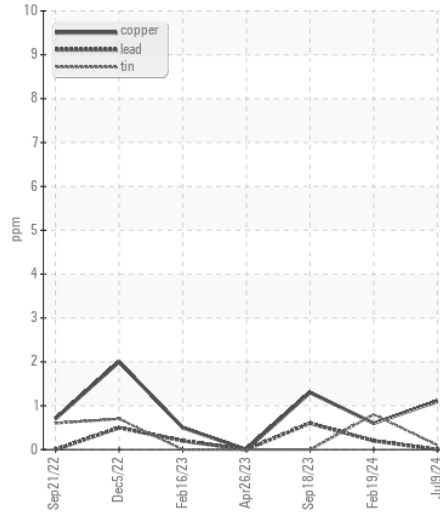
Ferrous Alloys



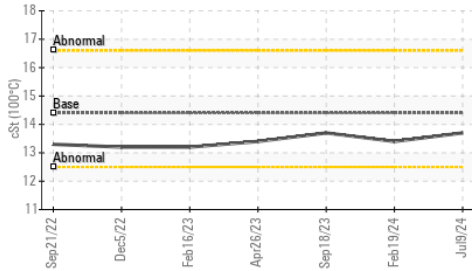
Base Number



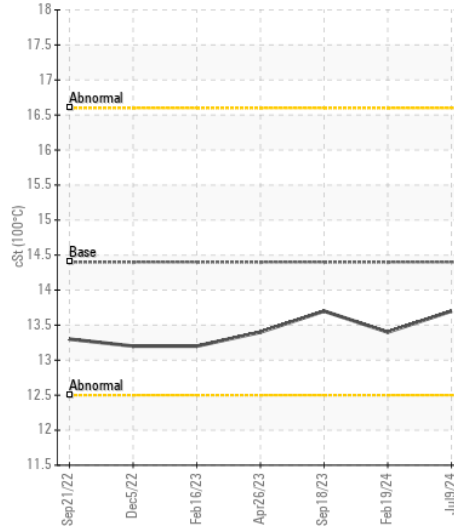
Non-ferrous Metals



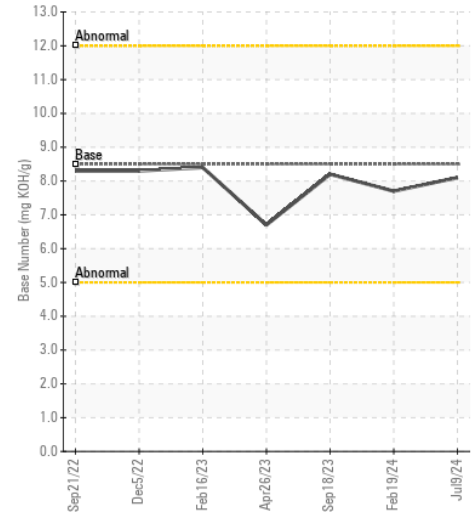
Viscosity @ 100°C



Viscosity @ 100°C



Base Number



Certificate L2367

Laboratory : WearCheck USA - 501 Madison Ave., Cary, NC 27513
Sample No. : GFL0106062
Lab Number : 06235369
Unique Number : 11124203
Test Package : FLEET

Received : 15 Jul 2024
Tested : 15 Jul 2024
Diagnosed : 15 Jul 2024 - Wes Davis

GFL Environmental - 152 - Jacksonville
 7580 PHILIPS HWY
 Jacksonville, FL
 US 32256
 Contact: Chris Smith
 chris.smith@gflenv.com
 T: (904)252-0013
 F:

To discuss this sample report, contact Customer Service at 1-800-237-1369.

* - Denotes test methods that are outside of the ISO 17025 scope of accreditation.

Statements of conformity to specifications are based on the simple acceptance decision rule (JCGM 106:2012)