



PacLease

OIL ANALYSIS REPORT

WEAR	NORMAL
CONTAMINATION	NORMAL
FLUID CONDITION	NORMAL

Machine Id
8591776
 Component
Diesel Engine
 Fluid
MOBIL DELVAC 1300 SUPER 15W40 (--- GAL)

RECOMMENDATION

Resample at the next service interval to monitor.

Test	UOM	Method	Limit/Abn	Current	History1	History2
Sample Number		Client Info		RPL0019750	RPL0017706	RPL0015440
Sample Date		Client Info		29 Jun 2024	06 Mar 2024	22 Nov 2023
Machine Age	mls	Client Info		39632	36832	34318
Oil Age	mls	Client Info		0	0	0
Filter Age	mls	Client Info		0	0	0
Oil Changed		Client Info		Not Changd	Not Changd	Not Changd
Filter Changed		Client Info		Changed	Changed	Changed
Sample Status				NORMAL	NORMAL	NORMAL

WEAR

All component wear rates are normal.

Iron	ppm	ASTM D5185m	>100	91	62	24
Chromium	ppm	ASTM D5185m	>20	<1	<1	<1
Nickel	ppm	ASTM D5185m	>4	0	<1	<1
Titanium	ppm	ASTM D5185m		0	0	<1
Silver	ppm	ASTM D5185m	>3	0	0	0
Aluminum	ppm	ASTM D5185m	>20	3	4	2
Lead	ppm	ASTM D5185m	>40	0	0	<1
Copper	ppm	ASTM D5185m	>330	4	4	3
Tin	ppm	ASTM D5185m	>15	0	<1	<1
Vanadium	ppm	ASTM D5185m		0	<1	<1
White Metal	scalar	*Visual	NONE	NONE	NONE	NONE
Yellow Metal	scalar	*Visual	NONE	NONE	NONE	NONE

CONTAMINATION

There is no indication of any contamination in the oil.

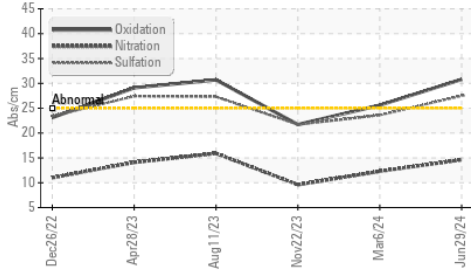
Silicon	ppm	ASTM D5185m	>25	7	8	6
Potassium	ppm	ASTM D5185m	>20	<1	3	1
Fuel		WC Method	>5	<1.0	<1.0	<1.0
Water		WC Method	>0.2	NEG	NEG	NEG
Glycol		WC Method		NEG	NEG	NEG
Soot %	%	*ASTM D7844	>3	1.6	1.1	0.7
Nitration	Abs/cm	*ASTM D7624	>20	14.6	12.3	9.6
Sulfation	Abs/.1mm	*ASTM D7415	>30	27.5	23.6	21.7
Silt	scalar	*Visual	NONE	NONE	NONE	NONE
Debris	scalar	*Visual	NONE	NONE	NONE	NONE
Sand/Dirt	scalar	*Visual	NONE	NONE	NONE	NONE
Appearance	scalar	*Visual	NORML	NORML	NORML	NORML
Odor	scalar	*Visual	NORML	NORML	NORML	NORML
Emulsified Water	scalar	*Visual	>0.2	NEG	NEG	NEG

FLUID CONDITION

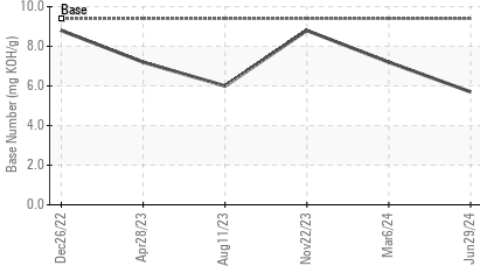
The BN result indicates that there is suitable alkalinity remaining in the oil. The condition of the oil is suitable for further service.

Sodium	ppm	ASTM D5185m		4	5	2
Boron	ppm	ASTM D5185m	0	34	50	49
Barium	ppm	ASTM D5185m	0	0	0	0
Molybdenum	ppm	ASTM D5185m	0	58	68	56
Manganese	ppm	ASTM D5185m		<1	<1	<1
Magnesium	ppm	ASTM D5185m	0	537	650	527
Calcium	ppm	ASTM D5185m		1657	2060	1576
Phosphorus	ppm	ASTM D5185m		765	861	750
Zinc	ppm	ASTM D5185m		867	1055	903
Sulfur	ppm	ASTM D5185m		2586	3352	2263
Oxidation	Abs/.1mm	*ASTM D7414	>25	30.8	25.6	21.7
Base Number (BN)	mg KOH/g	ASTM D2896	9.4	5.7	7.2	8.8
Visc @ 100°C	cSt	ASTM D445	14	14.1	13.4	13.4

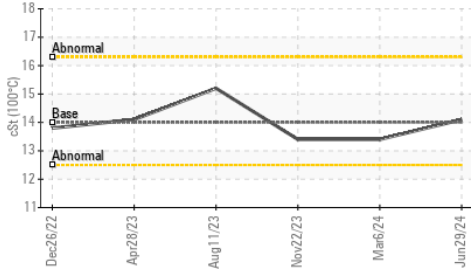
FT-IR (Direct Trend)



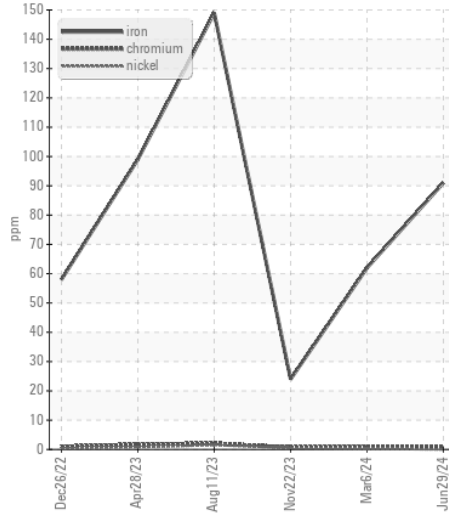
Base Number



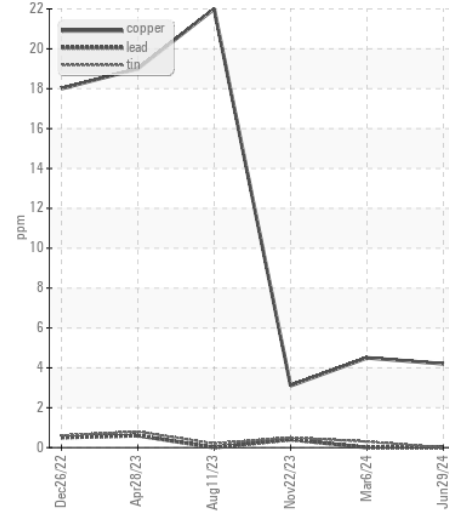
Viscosity @ 100°C



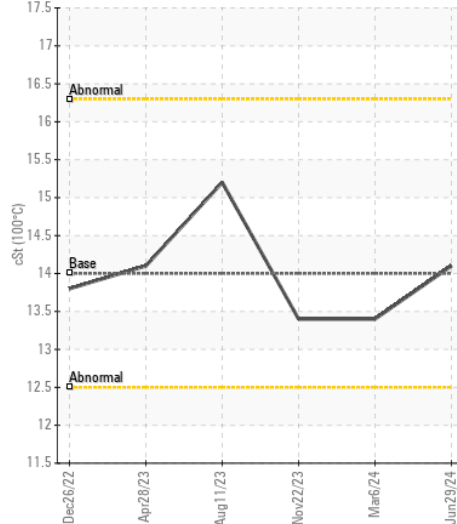
Ferrous Alloys



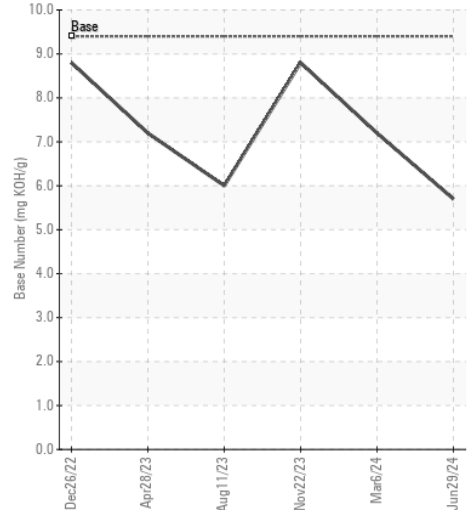
Non-ferrous Metals



Viscosity @ 100°C



Base Number



Certificate L2367

Laboratory : WearCheck USA - 501 Madison Ave., Cary, NC 27513
Sample No. : RPL0019750
Lab Number : 06235483
Unique Number : 11124317
Test Package : FLEET

RTL PACLEASE - 7051 - Las Vegas
 4150 Arctic Spring Ave
 North Las Vegas, NV
 US 89115
 Contact: Rudy Trevizo
 TrevizoR@RushEnterprises.Com
 T: (702)208-7164
 F:

To discuss this sample report, contact Customer Service at 1-800-237-1369.

* - Denotes test methods that are outside of the ISO 17025 scope of accreditation.

Statements of conformity to specifications are based on the simple acceptance decision rule (JCGM 106:2012)