



OIL ANALYSIS REPORT

WEAR	NORMAL
CONTAMINATION	NORMAL
FLUID CONDITION	NORMAL

Machine Id
8591814
 Component
Diesel Engine
 Fluid
MOBIL DELVAC 1300 SUPER 15W40 (--- GAL)

RECOMMENDATION

Resample at the next service interval to monitor.

Test	UOM	Method	Limit/Abn	Current	History1	History2
Sample Number		Client Info		RPL0021319	RPL0019803	RPL0017243
Sample Date		Client Info		28 Jun 2024	13 May 2024	27 Jan 2024
Machine Age	mls	Client Info		58287	56509	53830
Oil Age	mls	Client Info		0	0	0
Filter Age	mls	Client Info		0	0	0
Oil Changed		Client Info		Changed	Not Changed	Not Changed
Filter Changed		Client Info		Changed	Changed	Changed
Sample Status				NORMAL	NORMAL	NORMAL

WEAR

All component wear rates are normal.

Iron	ppm	ASTM D5185m	>100	104	98	101
Chromium	ppm	ASTM D5185m	>20	3	3	4
Nickel	ppm	ASTM D5185m	>4	0	<1	<1
Titanium	ppm	ASTM D5185m		0	<1	<1
Silver	ppm	ASTM D5185m	>3	0	<1	0
Aluminum	ppm	ASTM D5185m	>20	10	11	10
Lead	ppm	ASTM D5185m	>40	0	2	<1
Copper	ppm	ASTM D5185m	>330	65	61	73
Tin	ppm	ASTM D5185m	>15	<1	2	2
Vanadium	ppm	ASTM D5185m		0	<1	0
White Metal	scalar	*Visual	NONE	NONE	NONE	NONE
Yellow Metal	scalar	*Visual	NONE	NONE	NONE	NONE

CONTAMINATION

There is no indication of any contamination in the oil.

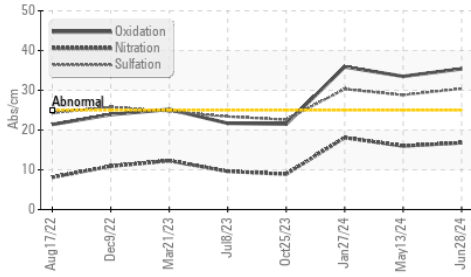
Silicon	ppm	ASTM D5185m	>25	13	14	13
Potassium	ppm	ASTM D5185m	>20	13	13	15
Fuel		WC Method	>5	<1.0	<1.0	<1.0
Water		WC Method	>0.2	NEG	NEG	NEG
Glycol		WC Method		NEG	NEG	NEG
Soot %	%	*ASTM D7844	>3	1.8	1.6	1.7
Nitration	Abs/cm	*ASTM D7624	>20	16.8	16.0	18.1
Sulfation	Abs/.1mm	*ASTM D7415	>30	30.4	28.8	30.3
Silt	scalar	*Visual	NONE	NONE	NONE	NONE
Debris	scalar	*Visual	NONE	NONE	NONE	NONE
Sand/Dirt	scalar	*Visual	NONE	NONE	NONE	NONE
Appearance	scalar	*Visual	NORML	NORML	NORML	NORML
Odor	scalar	*Visual	NORML	NORML	NORML	NORML
Emulsified Water	scalar	*Visual	>0.2	NEG	NEG	NEG

FLUID CONDITION

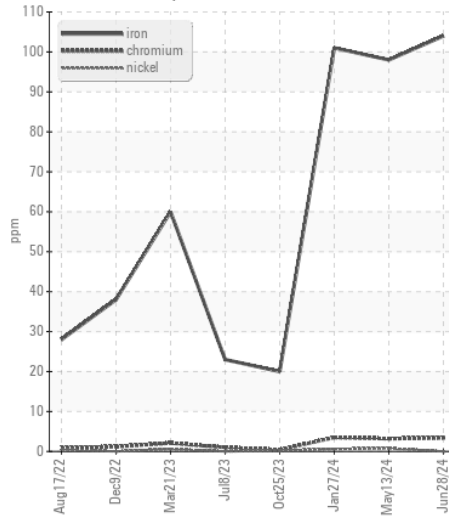
The BN result indicates that there is suitable alkalinity remaining in the oil. The condition of the oil is suitable for further service.

Sodium	ppm	ASTM D5185m		6	5	4
Boron	ppm	ASTM D5185m	0	31	36	19
Barium	ppm	ASTM D5185m	0	<1	0	11
Molybdenum	ppm	ASTM D5185m	0	44	45	33
Manganese	ppm	ASTM D5185m		2	2	2
Magnesium	ppm	ASTM D5185m	0	500	556	454
Calcium	ppm	ASTM D5185m		1798	1783	1597
Phosphorus	ppm	ASTM D5185m		768	757	786
Zinc	ppm	ASTM D5185m		911	1021	921
Sulfur	ppm	ASTM D5185m		2420	2588	2229
Oxidation	Abs/.1mm	*ASTM D7414	>25	35.4	33.5	35.9
Base Number (BN)	mg KOH/g	ASTM D2896	9.4	5.4	5.7	5.1
Visc @ 100°C	cSt	ASTM D445	14	15.6	15.3	15.4

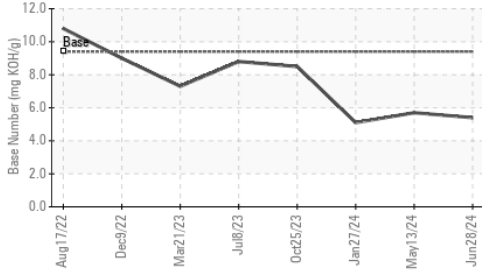
FT-IR (Direct Trend)



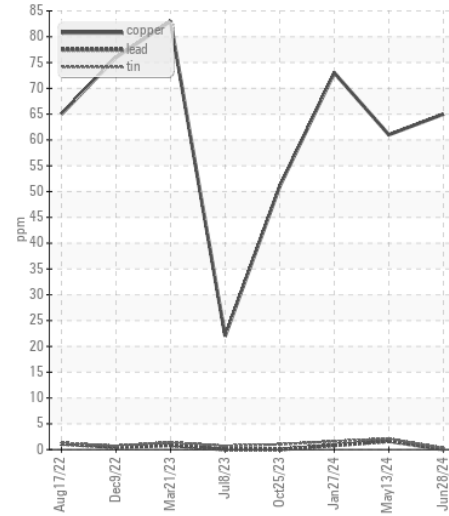
Ferrous Alloys



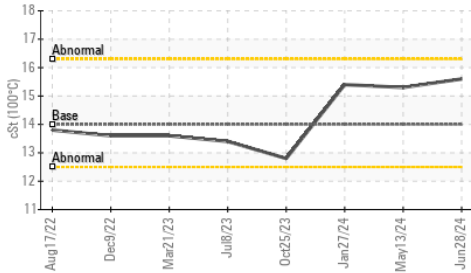
Base Number



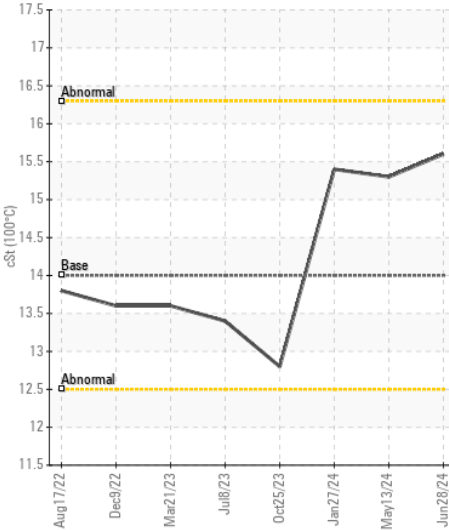
Non-ferrous Metals



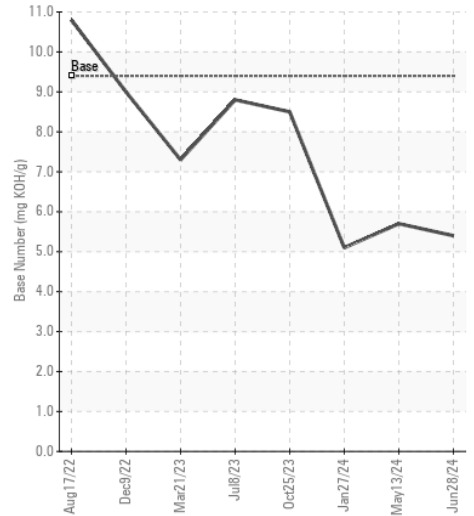
Viscosity @ 100°C



Viscosity @ 100°C



Base Number



Certificate L2367

Laboratory : WearCheck USA - 501 Madison Ave., Cary, NC 27513

Sample No. : RPL0021319

Lab Number : 06235484

Unique Number : 11124318

Test Package : FLEET

Received : 15 Jul 2024

Tested : 15 Jul 2024

Diagnosed : 16 Jul 2024 - Don Baldridge

RTL PACLEASE - 7051 - Las Vegas

4150 Arctic Spring Ave

North Las Vegas, NV

US 89115

Contact: Rudy Trevizo

TrevizoR@RushEnterprises.Com

T: (702)208-7164

F:

To discuss this sample report, contact Customer Service at 1-800-237-1369.

* - Denotes test methods that are outside of the ISO 17025 scope of accreditation.

Statements of conformity to specifications are based on the simple acceptance decision rule (JCGM 106:2012)