



WEAR	NORMAL
CONTAMINATION	NORMAL
FLUID CONDITION	NORMAL



Area
(48031UA)
Machine Id
834027
Component
Natural Gas Engine
Fluid
DIESEL ENGINE OIL SAE 40 (--- GAL)

RECOMMENDATION

Resample at the next service interval to monitor. Please specify the brand, type, and viscosity of the oil on your next sample.

Test	UOM	Method	Limit/Abn	Current	History1	History2
Sample Number		Client Info		GFL0127192	GFL0122008	GFL0122033
Sample Date		Client Info		11 Jul 2024	25 Jun 2024	06 Jun 2024
Machine Age	hrs	Client Info		1939	1833	1727
Oil Age	hrs	Client Info		106	1340	1408
Filter Age	hrs	Client Info		0	0	0
Oil Changed		Client Info		Not Changed	Changed	Not Changed
Filter Changed		Client Info		Not Changed	Changed	Not Changed
Sample Status				NORMAL	NORMAL	NORMAL

WEAR

All component wear rates are normal.

Iron	ppm	ASTM D5185m	>50	8	17	17
Chromium	ppm	ASTM D5185m	>4	<1	<1	<1
Nickel	ppm	ASTM D5185m	>2	<1	1	<1
Titanium	ppm	ASTM D5185m		<1	<1	<1
Silver	ppm	ASTM D5185m	>3	<1	0	0
Aluminum	ppm	ASTM D5185m	>9	3	4	2
Lead	ppm	ASTM D5185m	>30	<1	1	<1
Copper	ppm	ASTM D5185m	>35	2	3	4
Tin	ppm	ASTM D5185m	>4	<1	1	1
Vanadium	ppm	ASTM D5185m		<1	<1	0
White Metal	scalar	*Visual	NONE	NONE	NONE	NONE
Yellow Metal	scalar	*Visual	NONE	NONE	NONE	NONE

CONTAMINATION

There is no indication of any contamination in the oil.

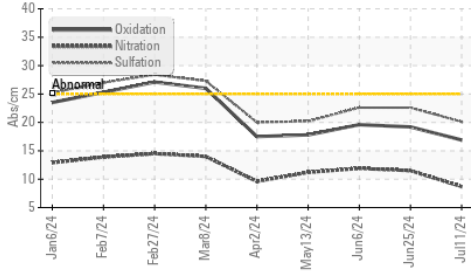
Silicon	ppm	ASTM D5185m	>+100	5	7	8
Potassium	ppm	ASTM D5185m	>20	3	4	4
Water		WC Method	>0.1	NEG	NEG	NEG
Soot %	%	*ASTM D7844		0	0	0
Nitration	Abs/cm	*ASTM D7624	>20	8.7	11.5	11.9
Sulfation	Abs/.1mm	*ASTM D7415	>30	20.1	22.6	22.6
Silt	scalar	*Visual	NONE	NONE	NONE	NONE
Debris	scalar	*Visual	NONE	NONE	NONE	NONE
Sand/Dirt	scalar	*Visual	NONE	NONE	NONE	NONE
Appearance	scalar	*Visual	NORML	NORML	NORML	NORML
Odor	scalar	*Visual	NORML	NORML	NORML	NORML
Emulsified Water	scalar	*Visual	>0.1	NEG	NEG	NEG

FLUID CONDITION

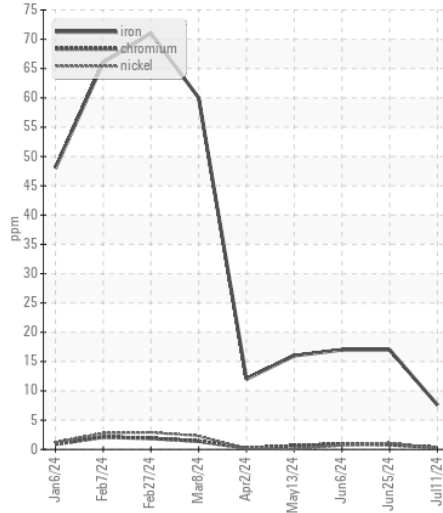
The BN result indicates that there is suitable alkalinity remaining in the oil. The condition of the oil is suitable for further service.

Sodium	ppm	ASTM D5185m	>216	4	10	6
Boron	ppm	ASTM D5185m	250	27	8	7
Barium	ppm	ASTM D5185m	10	<1	<1	0
Molybdenum	ppm	ASTM D5185m	100	64	56	57
Manganese	ppm	ASTM D5185m		<1	2	2
Magnesium	ppm	ASTM D5185m	450	681	619	597
Calcium	ppm	ASTM D5185m	3000	1894	1689	1637
Phosphorus	ppm	ASTM D5185m	1150	883	794	677
Zinc	ppm	ASTM D5185m	1350	1174	1062	991
Sulfur	ppm	ASTM D5185m	4250	2817	2719	2490
Oxidation	Abs/.1mm	*ASTM D7414	>25	16.9	19.2	19.6
Base Number (BN)	mg KOH/g	ASTM D2896	8.5	7.1	4.7	4.5
Visc @ 100°C	cSt	ASTM D445	14.4	15.0	14.8	14.9

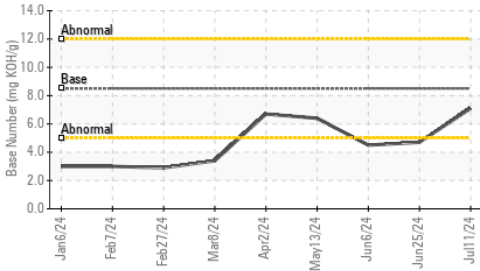
FT-IR (Direct Trend)



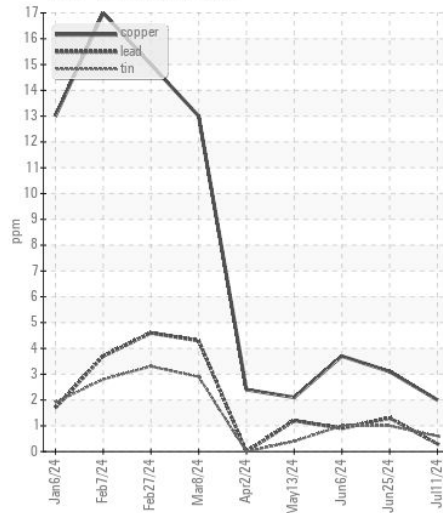
Ferrous Alloys



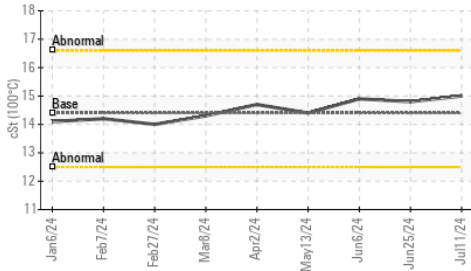
Base Number



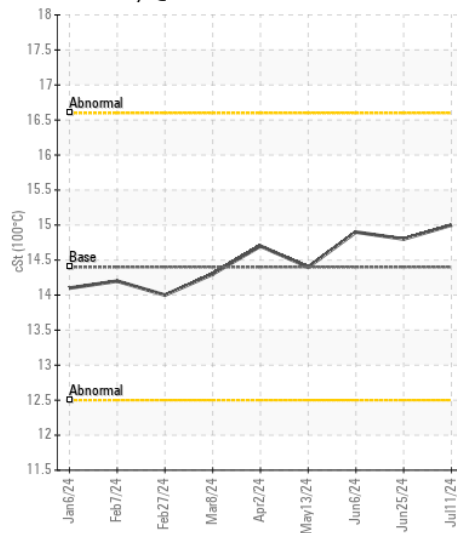
Non-ferrous Metals



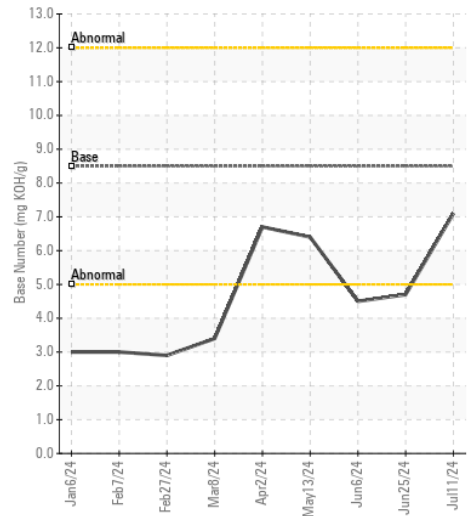
Viscosity @ 100°C



Viscosity @ 100°C



Base Number



Certificate L2367

Laboratory : WearCheck USA - 501 Madison Ave., Cary, NC 27513
Sample No. : GFL0127192
Lab Number : 06235544
Unique Number : 11124378
Test Package : FLEET

Received : 15 Jul 2024
Tested : 15 Jul 2024
Diagnosed : 15 Jul 2024 - Wes Davis

GFL Environmental - 652 - Fredericksburg Hauling
 10954 Houser Drive
 Fredericksburg, VA
 US 22408
 Contact: WILLIAM MILO
 wmilo@gflenv.com

To discuss this sample report, contact Customer Service at 1-800-237-1369.

* - Denotes test methods that are outside of the ISO 17025 scope of accreditation.

Statements of conformity to specifications are based on the simple acceptance decision rule (JCGM 106:2012)

T:
F: