



WEAR	<b>NORMAL</b>
CONTAMINATION	<b>NORMAL</b>
FLUID CONDITION	<b>NORMAL</b>

Machine Id  
**SENNEBOGEN 825M 825.0.3756**  
 Component  
**Rear Left Final Drive**  
 Fluid  
**JOHN DEERE GL-5 80W90 (--- GAL)**

### RECOMMENDATION

Resample at the next service interval to monitor.

Test	UOM	Method	Limit/Abn	Current	History1	History2
Sample Number		Client Info		<b>JR0226843</b>	JR0203169	JR0184148
Sample Date		Client Info		<b>11 Jul 2024</b>	19 Feb 2024	01 Sep 2023
Machine Age	hrs	Client Info		<b>2483</b>	1982	1456
Oil Age	hrs	Client Info		<b>501</b>	1500	482
Filter Age	hrs	Client Info		<b>0</b>	0	0
Oil Changed		Client Info		<b>Not Changd</b>	Changed	Not Changd
Filter Changed		Client Info		<b>None</b>	None	N/A
Sample Status				<b>NORMAL</b>	NORMAL	NORMAL

### WEAR

All component wear rates are normal.

PQ		ASTM D8184		<b>19</b>	18	7
Iron	ppm	ASTM D5185m	>500	<b>8</b>	5	4
Chromium	ppm	ASTM D5185m	>10	<b>&lt;1</b>	0	0
Nickel	ppm	ASTM D5185m	>10	<b>&lt;1</b>	0	0
Titanium	ppm	ASTM D5185m		<b>&lt;1</b>	0	0
Silver	ppm	ASTM D5185m		<b>0</b>	0	0
Aluminum	ppm	ASTM D5185m	>25	<b>2</b>	<1	<1
Lead	ppm	ASTM D5185m	>25	<b>0</b>	0	0
Copper	ppm	ASTM D5185m	>50	<b>&lt;1</b>	0	<1
Tin	ppm	ASTM D5185m	>10	<b>&lt;1</b>	0	<1
Vanadium	ppm	ASTM D5185m		<b>0</b>	0	<1
White Metal	scalar	*Visual	NONE	<b>NONE</b>	NONE	NONE
Yellow Metal	scalar	*Visual	NONE	<b>NONE</b>	NONE	NONE

### CONTAMINATION

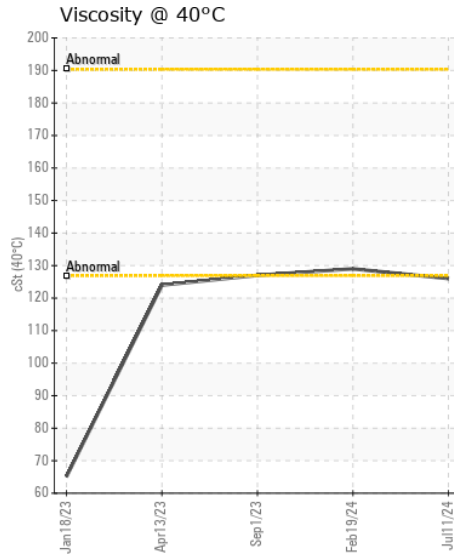
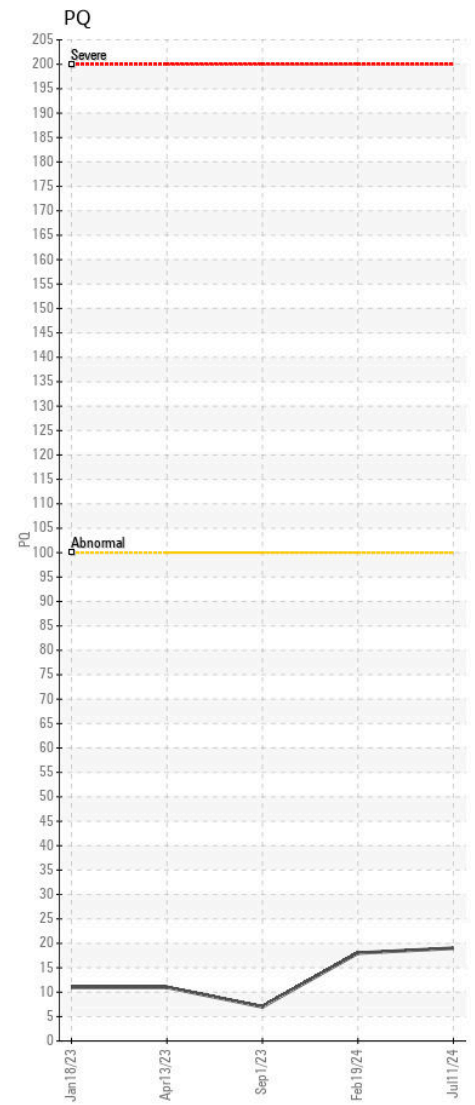
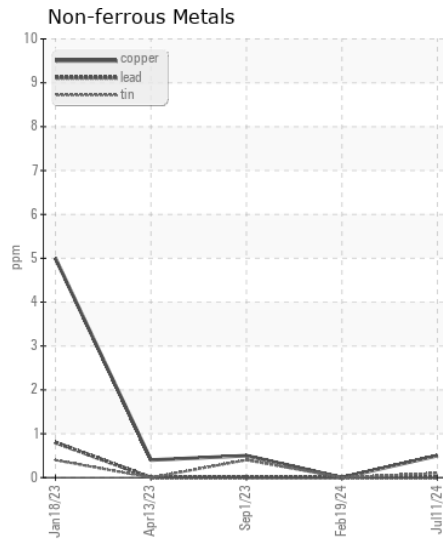
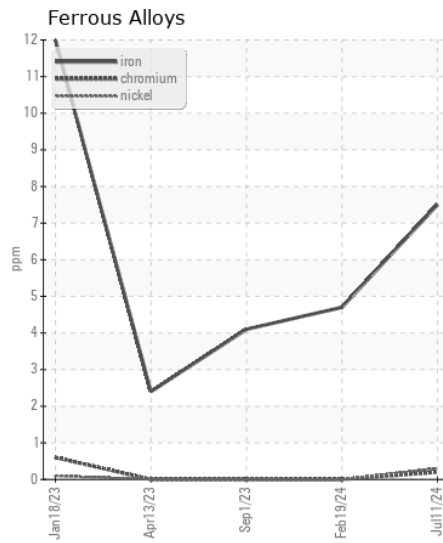
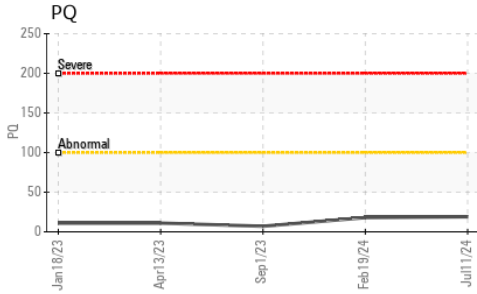
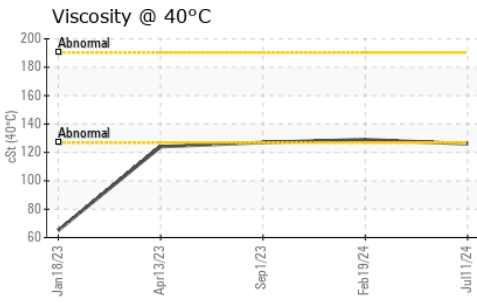
There is no indication of any contamination in the oil.

Silicon	ppm	ASTM D5185m	>75	<b>2</b>	2	2
Potassium	ppm	ASTM D5185m	>20	<b>&lt;1</b>	0	<1
Water		WC Method	>0.2	<b>NEG</b>	NEG	NEG
Silt	scalar	*Visual	NONE	<b>NONE</b>	NONE	NONE
Debris	scalar	*Visual	NONE	<b>NONE</b>	NONE	NONE
Sand/Dirt	scalar	*Visual	NONE	<b>NONE</b>	NONE	NONE
Appearance	scalar	*Visual	NORML	<b>NORML</b>	NORML	NORML
Odor	scalar	*Visual	NORML	<b>NORML</b>	NORML	NORML
Emulsified Water	scalar	*Visual	>0.2	<b>NEG</b>	NEG	NEG

### FLUID CONDITION

The condition of the oil is acceptable for the time in service.

Sodium	ppm	ASTM D5185m		<b>1</b>	3	2
Boron	ppm	ASTM D5185m		<b>1</b>	2	2
Barium	ppm	ASTM D5185m		<b>0</b>	0	0
Molybdenum	ppm	ASTM D5185m		<b>&lt;1</b>	0	<1
Manganese	ppm	ASTM D5185m		<b>&lt;1</b>	<1	<1
Magnesium	ppm	ASTM D5185m		<b>4</b>	1	2
Calcium	ppm	ASTM D5185m		<b>88</b>	62	106
Phosphorus	ppm	ASTM D5185m		<b>1748</b>	1533	1447
Zinc	ppm	ASTM D5185m		<b>50</b>	47	47
Sulfur	ppm	ASTM D5185m		<b>18741</b>	19115	22460
Visc @ 40°C	cSt	ASTM D445		<b>126</b>	129	127



Certificate L2367

**Laboratory** : WearCheck USA - 501 Madison Ave., Cary, NC 27513  
**Sample No.** : JR0226843 **Received** : 15 Jul 2024  
**Lab Number** : 06236403 **Tested** : 16 Jul 2024  
**Unique Number** : 11125237 **Diagnosed** : 17 Jul 2024 - Sean Felton  
**Test Package** : CONST ( Additional Tests: PQ )

**JRE - MANASSAS PARK**  
 9107 OWENS DRIVE  
 MANASSAS PARK, VA  
 US 20111

Contact: DON VEST  
 dvest@jamesriverequipment.com  
 T: (703)631-8500  
 F: (703)631-4715

To discuss this sample report, contact Customer Service at 1-800-237-1369.

\* - Denotes test methods that are outside of the ISO 17025 scope of accreditation.

Statements of conformity to specifications are based on the simple acceptance decision rule (JCGM 106:2012)