



WEAR	NORMAL
CONTAMINATION	NORMAL
FLUID CONDITION	NORMAL

Area

EVEY T

Machine Id

[EVEY T] 001 558474-1

Component

Port Main Engine

Fluid

CHEVRON DELO 710 LS (312 GAL)

RECOMMENDATION

Resample at the next service interval to monitor.

Test	UOM	Method	Limit/Abn	Current	History1	History2
Sample Number		Client Info		MW0070782	MW0070771	MW0070767
Sample Date		Client Info		01 Jul 2024	01 Jun 2024	01 May 2024
Machine Age	hrs	Client Info		20662	19960	19195
Oil Age	hrs	Client Info		20662	19960	19195
Filter Age	hrs	Client Info		20662	0	373
Oil Changed		Client Info		Not Changd	Not Changd	Not Changd
Filter Changed		Client Info		Changed	None	Not Changd
Sample Status				NORMAL	ABNORMAL	NORMAL

WEAR

All component wear rates are normal.

Iron	ppm	ASTM D5185m	>75	15	15	16
Chromium	ppm	ASTM D5185m	>8	2	2	2
Nickel	ppm	ASTM D5185m	>2	0	0	0
Titanium	ppm	ASTM D5185m	>3	0	<1	0
Silver	ppm	ASTM D5185m	>2	0	0	0
Aluminum	ppm	ASTM D5185m	>15	3	2	1
Lead	ppm	ASTM D5185m	>18	5	5	5
Copper	ppm	ASTM D5185m	>80	20	19	20
Tin	ppm	ASTM D5185m	>14	6	7	7
Vanadium	ppm	ASTM D5185m		0	<1	0
White Metal	scalar	*Visual	NONE	NONE	▲ MODER	NONE
Yellow Metal	scalar	*Visual	NONE	NONE	NONE	NONE

CONTAMINATION

There is no indication of any contamination in the oil.

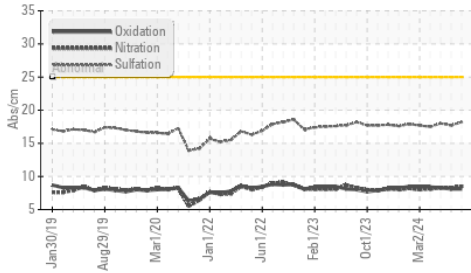
Silicon	ppm	ASTM D5185m	>20	4	5	4
Potassium	ppm	ASTM D5185m	>20	2	2	<1
Fuel		WC Method	>4.0	<1.0	<1.0	<1.0
Water		WC Method	>0.1	NEG	NEG	NEG
Glycol		WC Method		NEG	NEG	NEG
Soot %	%	*ASTM D7844	>3	1.2	1.1	0.9
Nitration	Abs/cm	*ASTM D7624	>20	8.5	8.3	8.3
Sulfation	Abs/.1mm	*ASTM D7415	>30	18.2	17.7	18.0
Silt	scalar	*Visual	NONE	NONE	NONE	NONE
Debris	scalar	*Visual	NONE	NONE	NONE	NONE
Sand/Dirt	scalar	*Visual	NONE	NONE	NONE	NONE
Appearance	scalar	*Visual	NORML	NORML	NORML	NORML
Odor	scalar	*Visual	NORML	NORML	NORML	NORML
Emulsified Water	scalar	*Visual	>0.1	NEG	NEG	NEG

FLUID CONDITION

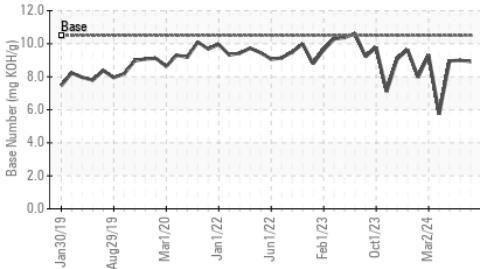
The BN result indicates that there is suitable alkalinity remaining in the oil. The condition of the oil is suitable for further service.

Sodium	ppm	ASTM D5185m	>75	<1	2	3
Boron	ppm	ASTM D5185m		41	49	47
Barium	ppm	ASTM D5185m		0	0	<1
Molybdenum	ppm	ASTM D5185m		48	47	49
Manganese	ppm	ASTM D5185m		4	3	3
Magnesium	ppm	ASTM D5185m		13	14	14
Calcium	ppm	ASTM D5185m		3570	3402	3584
Phosphorus	ppm	ASTM D5185m		23	41	4
Zinc	ppm	ASTM D5185m		6	30	17
Sulfur	ppm	ASTM D5185m		2386	2424	2730
Oxidation	Abs/.1mm	*ASTM D7414	>25	8.1	8.1	8.3
Base Number (BN)	mg KOH/g	ASTM D2896	10.5	8.93	8.99	8.96
Visc @ 100°C	cSt	ASTM D445	15.5	14.7	14.6	14.6

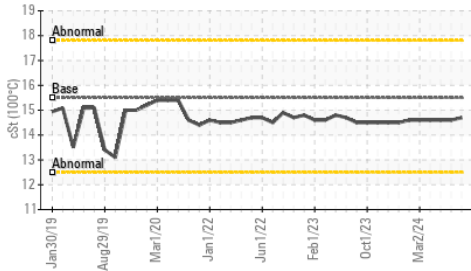
FT-IR (Direct Trend)



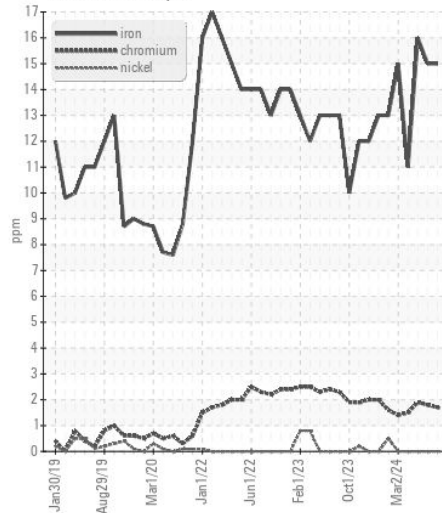
Base Number



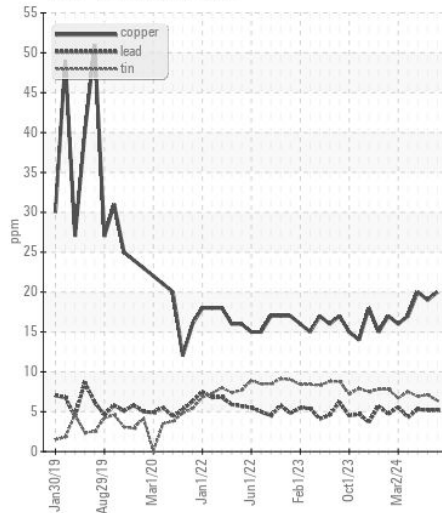
Viscosity @ 100°C



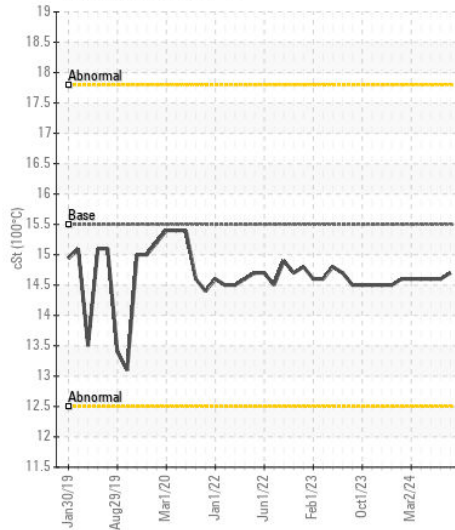
Ferrous Alloys



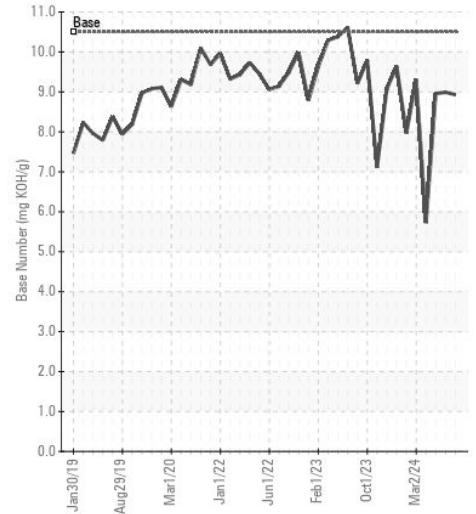
Non-ferrous Metals



Viscosity @ 100°C



Base Number



Certificate L2367

Laboratory : WearCheck USA - 501 Madison Ave., Cary, NC 27513
Sample No. : MW0070782 **Received** : 15 Jul 2024
Lab Number : 06237080 **Tested** : 17 Jul 2024
Unique Number : 11125914 **Diagnosed** : 17 Jul 2024 - Wes Davis
Test Package : MAR 2

INGRAM BARGE
 900 S 3RD ST
 PADUCAH, KY
 US 42003

Contact: JUSTIN WHEELER
 justin.wheeler@ingrambarga.com

To discuss this sample report, contact Customer Service at 1-800-237-1369.

* - Denotes test methods that are outside of the ISO 17025 scope of accreditation.

Statements of conformity to specifications are based on the simple acceptance decision rule (JCGM 106:2012)

T:
 F: (615)695-3697