



OIL ANALYSIS REPORT

WEAR	NORMAL
CONTAMINATION	NORMAL
FLUID CONDITION	NORMAL

Machine Id
JW3462
 Component
Diesel Engine
 Fluid
DIESEL ENGINE OIL SAE 15W40 (--- QTS)

RECOMMENDATION

Resample at the next service interval to monitor.

Test	UOM	Method	Limit/Abn	Current	History1	History2
Sample Number		Client Info		WC0945794	WC0903351	WC0717806
Sample Date		Client Info		08 Jul 2024	02 Feb 2024	22 Dec 2022
Machine Age	mls	Client Info		181244	169337	134219
Oil Age	mls	Client Info		6000	0	0
Filter Age	mls	Client Info		6000	0	0
Oil Changed		Client Info		Changed	Changed	Changed
Filter Changed		Client Info		Changed	N/A	Changed
Sample Status				NORMAL	NORMAL	NORMAL

WEAR

All component wear rates are normal.

Iron	ppm	ASTM D5185m	>100	35	5	20
Chromium	ppm	ASTM D5185m	>20	<1	0	<1
Nickel	ppm	ASTM D5185m	>4	<1	0	0
Titanium	ppm	ASTM D5185m		<1	0	0
Silver	ppm	ASTM D5185m	>3	0	0	0
Aluminum	ppm	ASTM D5185m	>20	6	4	6
Lead	ppm	ASTM D5185m	>40	0	0	0
Copper	ppm	ASTM D5185m	>330	1	0	<1
Tin	ppm	ASTM D5185m	>15	<1	0	0
Vanadium	ppm	ASTM D5185m		0	0	0
White Metal	scalar	*Visual	NONE	NONE	NONE	NONE
Yellow Metal	scalar	*Visual	NONE	NONE	NONE	NONE

CONTAMINATION

There is no indication of any contamination in the oil.

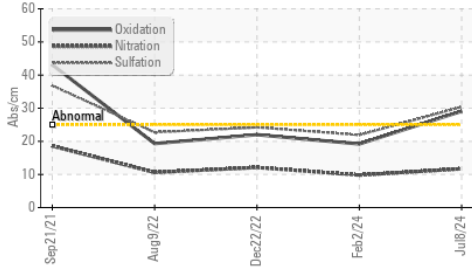
Silicon	ppm	ASTM D5185m	>25	7	4	4
Potassium	ppm	ASTM D5185m	>20	5	3	8
Fuel		WC Method	>5	<1.0	<1.0	<1.0
Water		WC Method	>0.2	NEG	NEG	NEG
Glycol		WC Method		NEG	NEG	NEG
Soot %	%	*ASTM D7844	>3	0.6	0.4	0.8
Nitration	Abs/cm	*ASTM D7624	>20	11.7	9.8	12.1
Sulfation	Abs/.1mm	*ASTM D7415	>30	30.4	21.9	24.2
Silt	scalar	*Visual	NONE	NONE	NONE	NONE
Debris	scalar	*Visual	NONE	NONE	NONE	NONE
Sand/Dirt	scalar	*Visual	NONE	NONE	NONE	NONE
Appearance	scalar	*Visual	NORML	NORML	NORML	NORML
Odor	scalar	*Visual	NORML	NORML	NORML	NORML
Emulsified Water	scalar	*Visual	>0.2	NEG	NEG	NEG

FLUID CONDITION

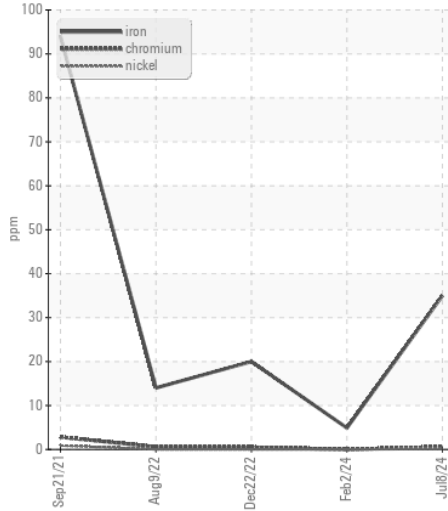
The BN result indicates that there is suitable alkalinity remaining in the oil. The condition of the oil is suitable for further service.

Sodium	ppm	ASTM D5185m	>158	2	2	2
Boron	ppm	ASTM D5185m	250	80	135	6
Barium	ppm	ASTM D5185m	10	0	0	0
Molybdenum	ppm	ASTM D5185m	100	98	82	66
Manganese	ppm	ASTM D5185m		<1	<1	0
Magnesium	ppm	ASTM D5185m	450	481	631	1087
Calcium	ppm	ASTM D5185m	3000	1568	1449	1220
Phosphorus	ppm	ASTM D5185m	1150	1078	1105	1074
Zinc	ppm	ASTM D5185m	1350	1315	1305	1422
Sulfur	ppm	ASTM D5185m	4250	3615	3532	3748
Oxidation	Abs/.1mm	*ASTM D7414	>25	29.1	19.2	22.0
Base Number (BN)	mg KOH/g	ASTM D2896	8.5	4.5	7.7	9.8
Visc @ 100°C	cSt	ASTM D445	14.4	13.2	13.0	13.4

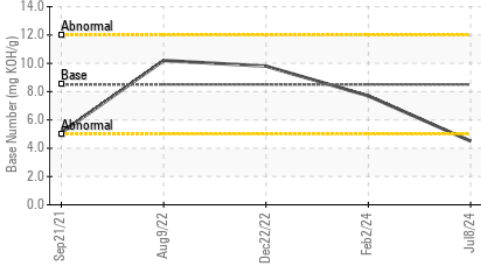
FT-IR (Direct Trend)



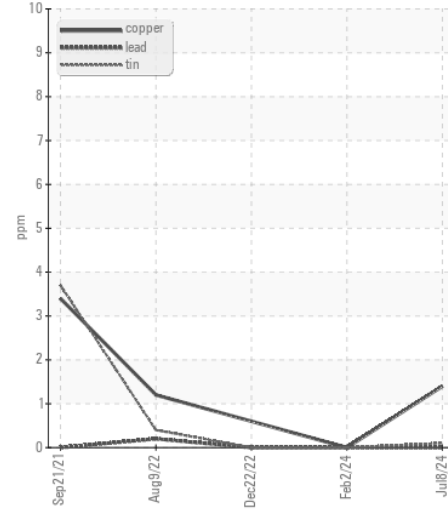
Ferrous Alloys



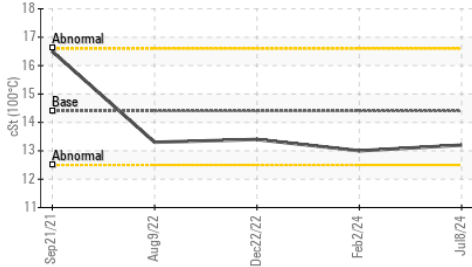
Base Number



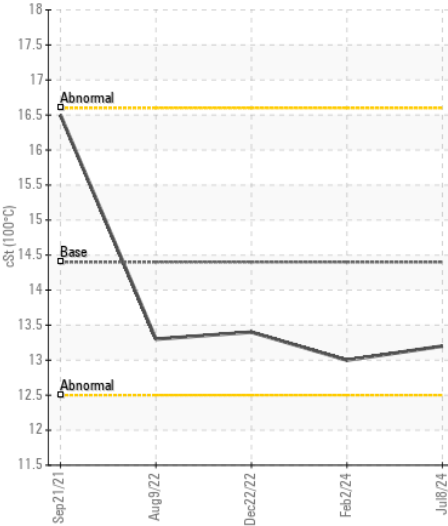
Non-ferrous Metals



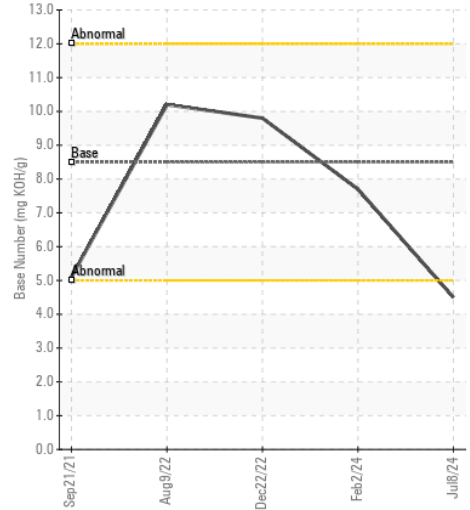
Viscosity @ 100°C



Viscosity @ 100°C



Base Number



Certificate L2367

Laboratory : WearCheck USA - 501 Madison Ave., Cary, NC 27513

Sample No. : WC0945794

Lab Number : 06237247

Unique Number : 11126081

Test Package : FLEET

Received : 15 Jul 2024

Tested : 17 Jul 2024

Diagnosed : 17 Jul 2024 - Don Baldridge

SALEM NATIONALEASE CORPORATION

198 PARK PLAZA DRIVE

WINSTON SALEM, NC

US 27105

Contact: Audrey Hopkins

Audrey.Hopkins@salemcorp.com

T: (336)767-9642

F: x:

To discuss this sample report, contact Customer Service at 1-800-237-1369.

* - Denotes test methods that are outside of the ISO 17025 scope of accreditation.

Statements of conformity to specifications are based on the simple acceptance decision rule (JCGM 106:2012)