



OIL ANALYSIS REPORT

WEAR	NORMAL
CONTAMINATION	NORMAL
FLUID CONDITION	NORMAL

Machine Id
KENWORTH T-880 T-721 (S/N 1NKZXPEX0FJ469912)
 Component
Diesel Engine
 Fluid
DURAMAX 15W40 (--- GAL)

RECOMMENDATION

Resample at the next service interval to monitor.

Test	UOM	Method	Limit/Abn	Current	History1	History2
Sample Number		Client Info		WC0804127	WC0865166	WC0693477
Sample Date		Client Info		26 Jun 2024	24 Oct 2023	31 Mar 2023
Machine Age	mls	Client Info		479967	453912	0
Oil Age	mls	Client Info		0	0	0
Filter Age	mls	Client Info		0	0	0
Oil Changed		Client Info		Changed	Changed	N/A
Filter Changed		Client Info		N/A	N/A	N/A
Sample Status				NORMAL	NORMAL	NORMAL

WEAR

All component wear rates are normal.

Iron	ppm	ASTM D5185m	>100	28	17	11
Chromium	ppm	ASTM D5185m	>20	1	<1	<1
Nickel	ppm	ASTM D5185m	>4	<1	<1	<1
Titanium	ppm	ASTM D5185m		<1	<1	<1
Silver	ppm	ASTM D5185m	>3	0	0	0
Aluminum	ppm	ASTM D5185m	>20	6	2	1
Lead	ppm	ASTM D5185m	>40	<1	0	<1
Copper	ppm	ASTM D5185m	>330	2	2	1
Tin	ppm	ASTM D5185m	>15	<1	<1	<1
Vanadium	ppm	ASTM D5185m		0	0	0
White Metal	scalar	*Visual	NONE	NONE	NONE	NONE
Yellow Metal	scalar	*Visual	NONE	NONE	NONE	NONE

CONTAMINATION

There is no indication of any contamination in the oil.

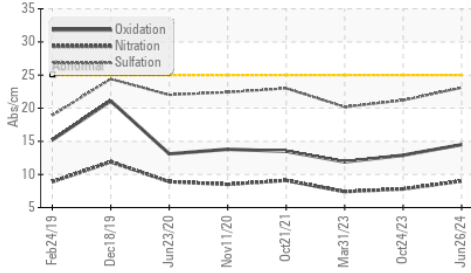
Silicon	ppm	ASTM D5185m	>25	11	7	6
Potassium	ppm	ASTM D5185m	>20	2	2	2
Fuel		WC Method	>5	<1.0	<1.0	<1.0
Water		WC Method	>0.2	NEG	NEG	NEG
Glycol		WC Method		NEG	NEG	NEG
Soot %	%	*ASTM D7844	>3	0.6	0.4	0.2
Nitration	Abs/cm	*ASTM D7624	>20	9.0	7.8	7.4
Sulfation	Abs/.1mm	*ASTM D7415	>30	23.1	21.2	20.2
Silt	scalar	*Visual	NONE	NONE	NONE	NONE
Debris	scalar	*Visual	NONE	NONE	NONE	NONE
Sand/Dirt	scalar	*Visual	NONE	NONE	NONE	NONE
Appearance	scalar	*Visual	NORML	NORML	NORML	NORML
Odor	scalar	*Visual	NORML	NORML	NORML	NORML
Emulsified Water	scalar	*Visual	>0.2	NEG	NEG	NEG

FLUID CONDITION

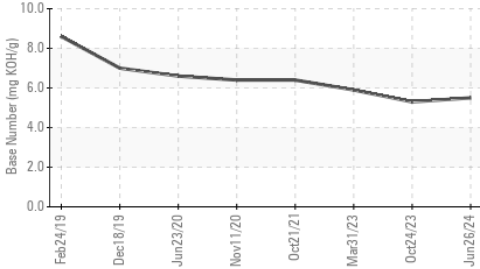
The BN result indicates that there is suitable alkalinity remaining in the oil. The condition of the oil is suitable for further service.

Sodium	ppm	ASTM D5185m		3	4	0
Boron	ppm	ASTM D5185m		0	<1	0
Barium	ppm	ASTM D5185m		0	19	0
Molybdenum	ppm	ASTM D5185m		3	3	3
Manganese	ppm	ASTM D5185m		<1	<1	<1
Magnesium	ppm	ASTM D5185m		64	42	38
Calcium	ppm	ASTM D5185m		2462	2162	2417
Phosphorus	ppm	ASTM D5185m		980	833	878
Zinc	ppm	ASTM D5185m		1153	1006	1088
Sulfur	ppm	ASTM D5185m		4352	4782	3721
Oxidation	Abs/.1mm	*ASTM D7414	>25	14.5	12.9	11.9
Base Number (BN)	mg KOH/g	ASTM D2896		5.5	5.3	5.9
Visc @ 100°C	cSt	ASTM D445		13.9	14.1	13.4

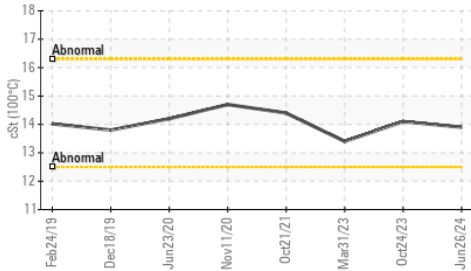
FT-IR (Direct Trend)



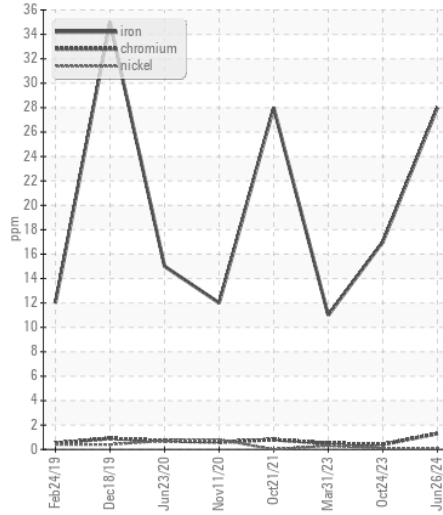
Base Number



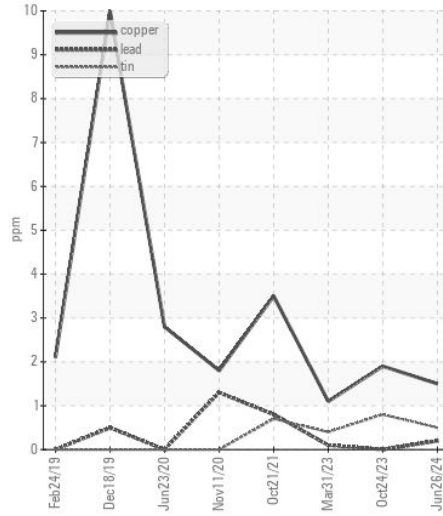
Viscosity @ 100°C



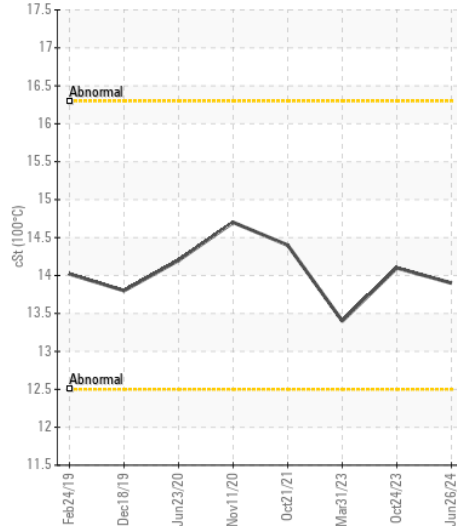
Ferrous Alloys



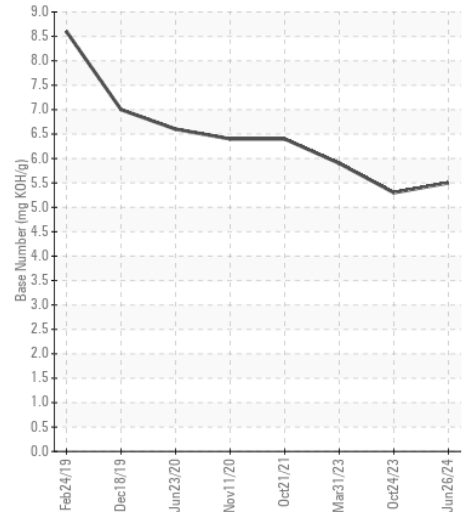
Non-ferrous Metals



Viscosity @ 100°C



Base Number



Certificate L2367

Laboratory : WearCheck USA - 501 Madison Ave., Cary, NC 27513
Sample No. : WC0804127 **Received** : 15 Jul 2024
Lab Number : 06237372 **Tested** : 17 Jul 2024
Unique Number : 11126206 **Diagnosed** : 17 Jul 2024 - Wes Davis
Test Package : CONST (Additional Tests: TBN)

EAI EQUIPMENT A DIV OF PLEASANT CONSTRUCTION INC
 24024 FREDERICK ROAD
 CLARKSBURG, MD
 US 20871
 Contact: Service Manager

To discuss this sample report, contact Customer Service at 1-800-237-1369.

* - Denotes test methods that are outside of the ISO 17025 scope of accreditation.

Statements of conformity to specifications are based on the simple acceptance decision rule (JCGM 106:2012)

T:
F: