



WEAR	NORMAL
CONTAMINATION	NORMAL
FLUID CONDITION	NORMAL

Machine Id
MRC
Component
Port Genset
Fluid
CHEVRON URSA SUPER PLUS 40 (--- GAL)

RECOMMENDATION

Resample at the next service interval to monitor. Please specify the component make and model with your next sample.

Test	UOM	Method	Limit/Abn	Current	History1	History2
Sample Number		Client Info		MW06237524	MW06207246	MW06151656
Sample Date		Client Info		15 Jul 2024	11 Jun 2024	16 Apr 2024
Machine Age	hrs	Client Info		9771	6320	8670
Oil Age	hrs	Client Info		0	650	519
Filter Age	hrs	Client Info		0	0	0
Oil Changed		Client Info		N/A	N/A	N/A
Filter Changed		Client Info		N/A	N/A	N/A
Sample Status				NORMAL	NORMAL	NORMAL

WEAR

All component wear rates are normal.

Iron	ppm	ASTM D5185m	>50	4	6	3
Chromium	ppm	ASTM D5185m	>4	0	<1	<1
Nickel	ppm	ASTM D5185m	>2	0	0	0
Titanium	ppm	ASTM D5185m		<1	1	<1
Silver	ppm	ASTM D5185m	>5	0	0	0
Aluminum	ppm	ASTM D5185m	>12	2	3	2
Lead	ppm	ASTM D5185m	>17	0	0	0
Copper	ppm	ASTM D5185m	>70	0	<1	0
Tin	ppm	ASTM D5185m	>15	0	<1	<1
Vanadium	ppm	ASTM D5185m		0	<1	0
White Metal	scalar	*Visual	NONE	NONE	NONE	NONE
Yellow Metal	scalar	*Visual	NONE	NONE	NONE	NONE

CONTAMINATION

There is no indication of any contamination in the oil.

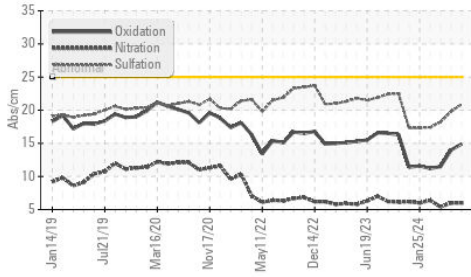
Silicon	ppm	ASTM D5185m	>25	3	4	3
Potassium	ppm	ASTM D5185m	>20	1	2	0
Fuel		WC Method	>4.0	<1.0	<1.0	<1.0
Water		WC Method	>0.1	NEG	NEG	NEG
Glycol		WC Method		NEG	NEG	NEG
Soot %	%	*ASTM D7844		0.1	0.1	0.1
Nitration	Abs/cm	*ASTM D7624	>20	6.0	6.0	5.4
Sulfation	Abs/.1mm	*ASTM D7415	>30	20.9	19.8	18.2
Silt	scalar	*Visual	NONE	NONE	NONE	NONE
Debris	scalar	*Visual	NONE	NONE	NONE	NONE
Sand/Dirt	scalar	*Visual	NONE	NONE	NONE	NONE
Appearance	scalar	*Visual	NORML	NORML	NORML	NORML
Odor	scalar	*Visual	NORML	NORML	NORML	NORML
Emulsified Water	scalar	*Visual	>0.1	NEG	NEG	NEG

FLUID CONDITION

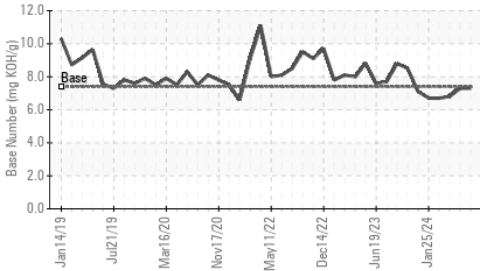
The BN result indicates that there is suitable alkalinity remaining in the oil. The condition of the oil is suitable for further service.

Sodium	ppm	ASTM D5185m		1	<1	0
Boron	ppm	ASTM D5185m		350	337	300
Barium	ppm	ASTM D5185m		0	0	0
Molybdenum	ppm	ASTM D5185m		83	75	52
Manganese	ppm	ASTM D5185m		<1	0	0
Magnesium	ppm	ASTM D5185m		435	391	228
Calcium	ppm	ASTM D5185m		1621	1619	2183
Phosphorus	ppm	ASTM D5185m	1000	1060	861	795
Zinc	ppm	ASTM D5185m	1090	1274	1094	922
Sulfur	ppm	ASTM D5185m		4082	3464	3230
Oxidation	Abs/.1mm	*ASTM D7414	>25	14.9	14.0	11.5
Base Number (BN)	mg KOH/g	ASTM D2896	7.4	7.3	7.3	6.8
Visc @ 100°C	cSt	ASTM D445	14.7	12.7	12.7	13.2

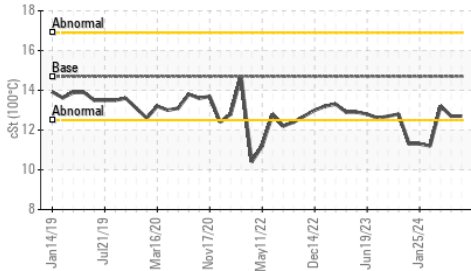
FT-IR (Direct Trend)



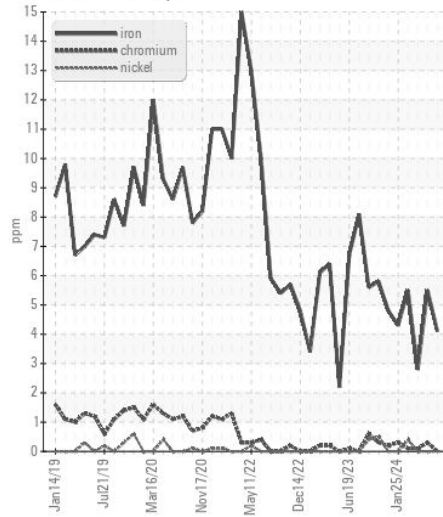
Base Number



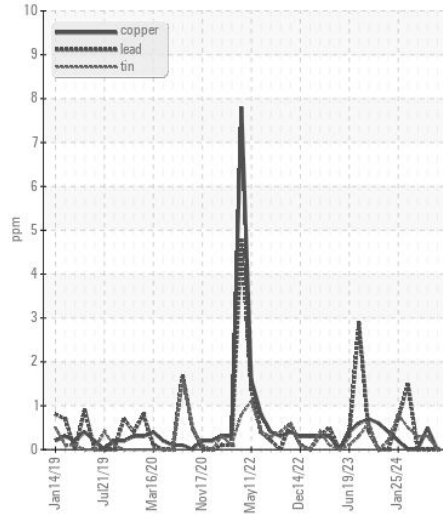
Viscosity @ 100°C



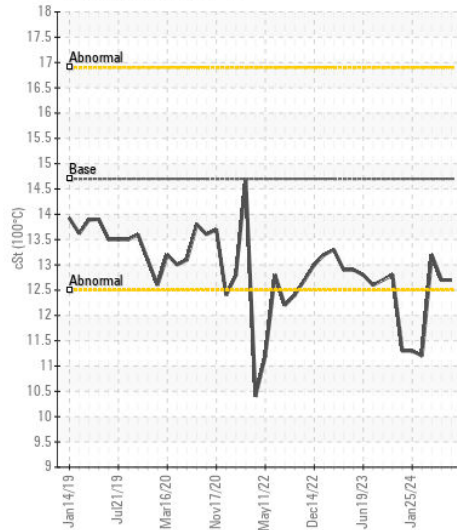
Ferrous Alloys



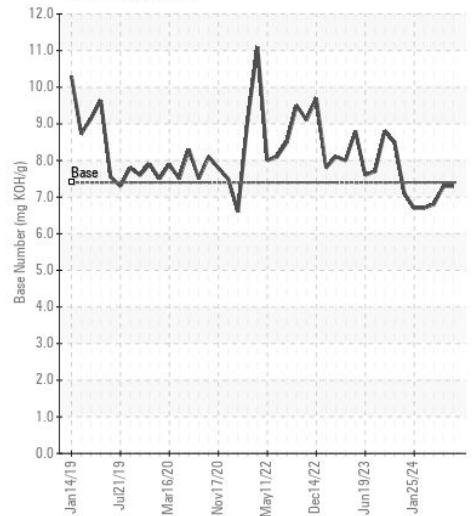
Non-ferrous Metals



Viscosity @ 100°C



Base Number



Certificate L2367

Laboratory : WearCheck USA - 501 Madison Ave., Cary, NC 27513
Sample No. : MW06237524 **Received** : 16 Jul 2024
Lab Number : 06237524 **Tested** : 17 Jul 2024
Unique Number : 11126358 **Diagnosed** : 18 Jul 2024 - Sean Felton
Test Package : MAR 2

ILLINOIS MARINE TOWING
 PO BOX 391
 LEMONT, IL
 US 60439
 Contact: RHETT DANIEL
 rdaniel@imtowing.com
 T: (630)280-4926
 F: (630)739-2041

To discuss this sample report, contact Customer Service at 1-800-237-1369.

* - Denotes test methods that are outside of the ISO 17025 scope of accreditation.

Statements of conformity to specifications are based on the simple acceptance decision rule (JCGM 106:2012)