



WEAR	NORMAL
CONTAMINATION	NORMAL
FLUID CONDITION	NORMAL



Area
(YA145276)
Machine Id
810031
Component
Diesel Engine
Fluid
PETRO CANADA DURON SHP 15W40 (50 QTS)

RECOMMENDATION

Resample at the next service interval to monitor.

Test	UOM	Method	Limit/Abn	Current	History1	History2
Sample Number		Client Info		GFL0125792	GFL0079631	GFL0088514
Sample Date		Client Info		16 Jul 2024	05 Jun 2024	19 Feb 2024
Machine Age	hrs	Client Info		2256	2256	2256
Oil Age	hrs	Client Info		147	468	702
Filter Age	hrs	Client Info		0	0	702
Oil Changed		Client Info		N/A	N/A	Changed
Filter Changed		Client Info		N/A	N/A	Changed
Sample Status				NORMAL	NORMAL	NORMAL

WEAR

All component wear rates are normal.

Iron	ppm	ASTM D5185m	>120	13	29	24
Chromium	ppm	ASTM D5185m	>20	<1	1	1
Nickel	ppm	ASTM D5185m	>5	0	<1	<1
Titanium	ppm	ASTM D5185m	>2	<1	<1	<1
Silver	ppm	ASTM D5185m	>2	<1	<1	<1
Aluminum	ppm	ASTM D5185m	>20	4	7	5
Lead	ppm	ASTM D5185m	>40	0	2	<1
Copper	ppm	ASTM D5185m	>330	7	3	<1
Tin	ppm	ASTM D5185m	>15	<1	<1	<1
Vanadium	ppm	ASTM D5185m		0	0	0
White Metal	scalar	*Visual	NONE	NONE	NONE	NONE
Yellow Metal	scalar	*Visual	NONE	NONE	NONE	NONE

CONTAMINATION

There is no indication of any contamination in the oil.

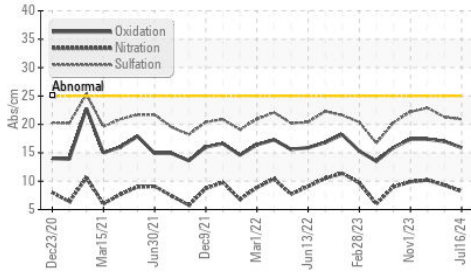
Silicon	ppm	ASTM D5185m	>25	11	19	14
Potassium	ppm	ASTM D5185m	>20	5	5	3
Fuel		WC Method	>3.0	<1.0	<1.0	<1.0
Water		WC Method	>0.2	NEG	NEG	NEG
Glycol		WC Method		NEG	NEG	NEG
Soot %	%	*ASTM D7844	>4	0.6	0.7	1.1
Nitration	Abs/cm	*ASTM D7624	>20	8.2	9.3	10.2
Sulfation	Abs/.1mm	*ASTM D7415	>30	20.9	21.3	22.9
Silt	scalar	*Visual	NONE	NONE	NONE	NONE
Debris	scalar	*Visual	NONE	NONE	NONE	NONE
Sand/Dirt	scalar	*Visual	NONE	NONE	NONE	NONE
Appearance	scalar	*Visual	NORML	NORML	NORML	NORML
Odor	scalar	*Visual	NORML	NORML	NORML	NORML
Emulsified Water	scalar	*Visual	>0.2	NEG	NEG	NEG

FLUID CONDITION

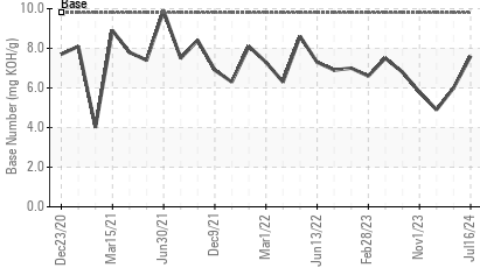
The BN result indicates that there is suitable alkalinity remaining in the oil. The condition of the oil is suitable for further service.

Sodium	ppm	ASTM D5185m		7	2	6
Boron	ppm	ASTM D5185m	0	4	0	1
Barium	ppm	ASTM D5185m	0	0	2	0
Molybdenum	ppm	ASTM D5185m	60	56	64	62
Manganese	ppm	ASTM D5185m	0	2	<1	<1
Magnesium	ppm	ASTM D5185m	1010	888	959	961
Calcium	ppm	ASTM D5185m	1070	1007	1123	1072
Phosphorus	ppm	ASTM D5185m	1150	963	997	1008
Zinc	ppm	ASTM D5185m	1270	1220	1283	1272
Sulfur	ppm	ASTM D5185m	2060	3218	2925	2481
Oxidation	Abs/.1mm	*ASTM D7414	>25	15.9	17.0	17.4
Base Number (BN)	mg KOH/g	ASTM D2896	9.8	7.6	6.0	4.9
Visc @ 100°C	cSt	ASTM D445	15.4	14.0	14.2	14.1

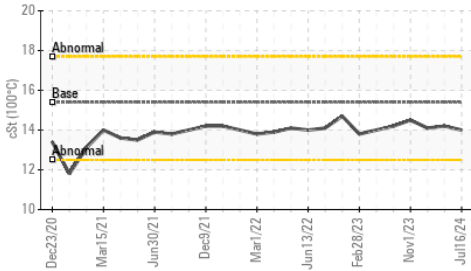
FT-IR (Direct Trend)



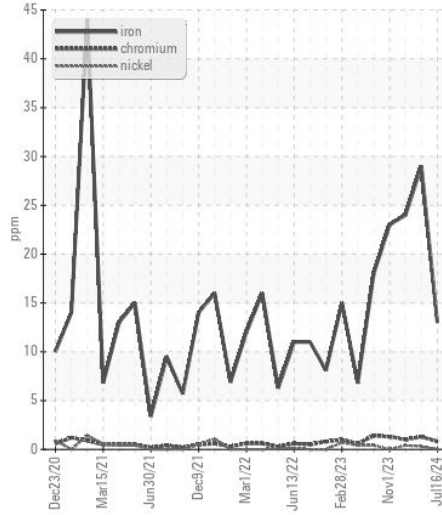
Base Number



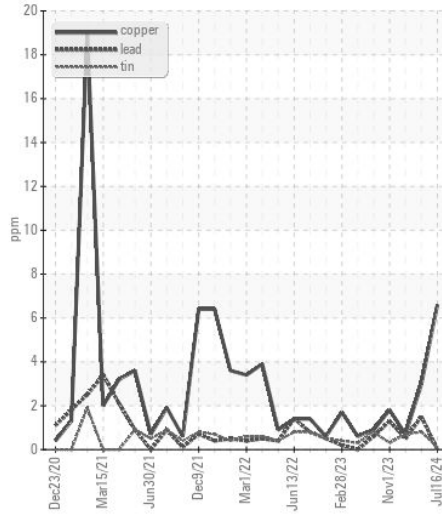
Viscosity @ 100°C



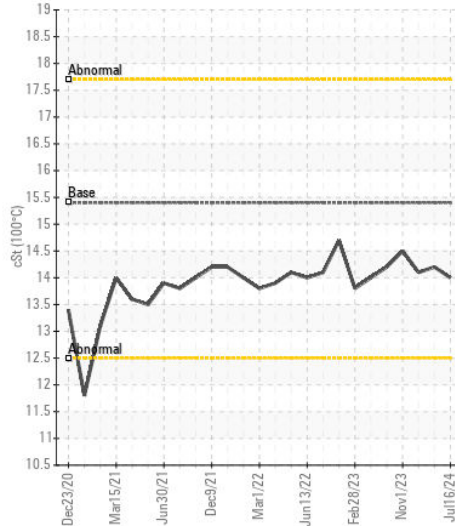
Ferrous Alloys



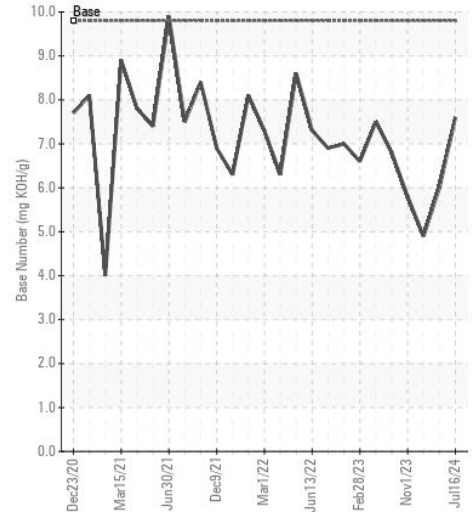
Non-ferrous Metals



Viscosity @ 100°C



Base Number



Certificate L2367

Laboratory : WearCheck USA - 501 Madison Ave., Cary, NC 27513

Sample No. : GFL0125792

Lab Number : 06238776

Unique Number : 11127610

Test Package : FLEET

Received : 17 Jul 2024

Tested : 18 Jul 2024

Diagnosed : 18 Jul 2024 - Wes Davis

GFL Environmental - 017 - Durham

148 Stone Park Court

Durham, NC

US 27703

Contact: William Russel

william.russell@gflenv.com

T:

F: (919)598-1852

To discuss this sample report, contact Customer Service at 1-800-237-1369.

* - Denotes test methods that are outside of the ISO 17025 scope of accreditation.

Statements of conformity to specifications are based on the simple acceptance decision rule (JCGM 106:2012)