



PacLease

OIL ANALYSIS REPORT

WEAR	NORMAL
CONTAMINATION	NORMAL
FLUID CONDITION	NORMAL

Machine Id
8464665
 Component
Diesel Engine
 Fluid
MOBIL DELVAC 1300 SUPER 15W40 (--- GAL)

RECOMMENDATION

Resample at the next service interval to monitor.

Test	UOM	Method	Limit/Abn	Current	History1	History2
Sample Number		Client Info		RPL0022069	RPL0018103	RPL0011253
Sample Date		Client Info		02 Jul 2024	31 May 2024	14 Jul 2023
Machine Age	mls	Client Info		124499	122230	97515
Oil Age	mls	Client Info		124499	1122230	62916
Filter Age	mls	Client Info		124499	1122230	62916
Oil Changed		Client Info		Changed	Not Changd	N/A
Filter Changed		Client Info		Changed	Not Changd	N/A
Sample Status				NORMAL	NORMAL	NORMAL

WEAR

All component wear rates are normal.

Iron	ppm	ASTM D5185m	>100	41	66	78
Chromium	ppm	ASTM D5185m	>20	<1	2	<1
Nickel	ppm	ASTM D5185m	>4	0	<1	<1
Titanium	ppm	ASTM D5185m		<1	<1	<1
Silver	ppm	ASTM D5185m	>3	<1	0	0
Aluminum	ppm	ASTM D5185m	>20	13	14	30
Lead	ppm	ASTM D5185m	>40	0	<1	3
Copper	ppm	ASTM D5185m	>330	11	15	6
Tin	ppm	ASTM D5185m	>15	<1	2	2
Vanadium	ppm	ASTM D5185m		0	<1	<1
White Metal	scalar	*Visual	NONE	NONE	NONE	NONE
Yellow Metal	scalar	*Visual	NONE	NONE	NONE	NONE

CONTAMINATION

There is no indication of any contamination in the oil.

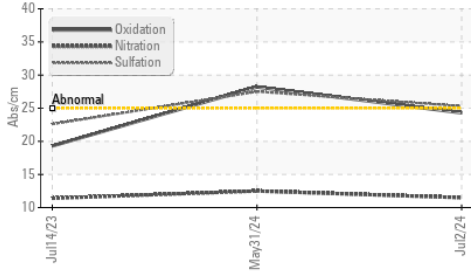
Silicon	ppm	ASTM D5185m	>25	9	18	12
Potassium	ppm	ASTM D5185m	>20	24	13	88
Fuel		WC Method	>5	<1.0	<1.0	<1.0
Water		WC Method	>0.2	NEG	NEG	NEG
Glycol		WC Method		NEG	NEG	NEG
Soot %	%	*ASTM D7844	>3	0.8	0.6	0
Nitration	Abs/cm	*ASTM D7624	>20	11.5	12.5	11.4
Sulfation	Abs/.1mm	*ASTM D7415	>30	25.3	27.5	22.6
Silt	scalar	*Visual	NONE	NONE	NONE	NONE
Debris	scalar	*Visual	NONE	NONE	NONE	NONE
Sand/Dirt	scalar	*Visual	NONE	NONE	NONE	NONE
Appearance	scalar	*Visual	NORML	NORML	NORML	NORML
Odor	scalar	*Visual	NORML	NORML	NORML	NORML
Emulsified Water	scalar	*Visual	>0.2	NEG	NEG	NEG

FLUID CONDITION

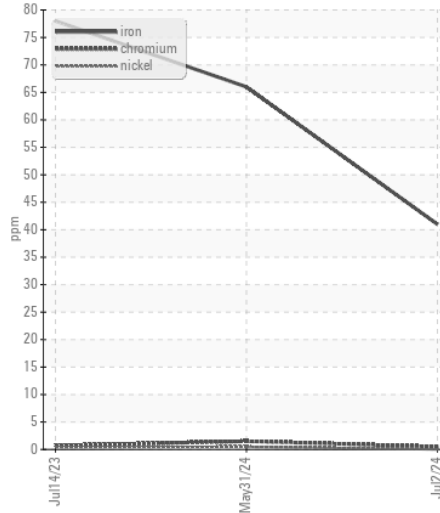
The BN result indicates that there is suitable alkalinity remaining in the oil. The condition of the oil is suitable for further service.

Sodium	ppm	ASTM D5185m		5	3	4
Boron	ppm	ASTM D5185m	0	19	99	28
Barium	ppm	ASTM D5185m	0	0	<1	0
Molybdenum	ppm	ASTM D5185m	0	51	105	30
Manganese	ppm	ASTM D5185m		2	13	1
Magnesium	ppm	ASTM D5185m	0	761	638	666
Calcium	ppm	ASTM D5185m		1374	1473	1826
Phosphorus	ppm	ASTM D5185m		892	641	802
Zinc	ppm	ASTM D5185m		1080	829	962
Sulfur	ppm	ASTM D5185m		2912	2502	3096
Oxidation	Abs/.1mm	*ASTM D7414	>25	24.3	28.2	19.3
Base Number (BN)	mg KOH/g	ASTM D2896	9.4	5.8	5.4	4.1
Visc @ 100°C	cSt	ASTM D445	14	14.3	13.2	15.2

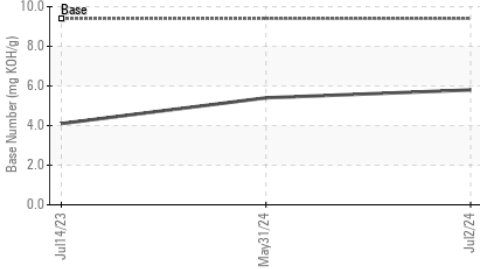
FT-IR (Direct Trend)



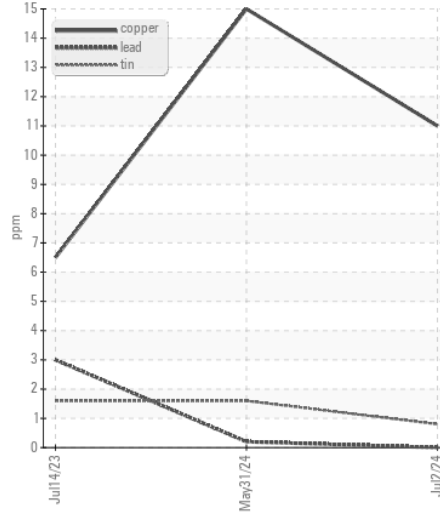
Ferrous Alloys



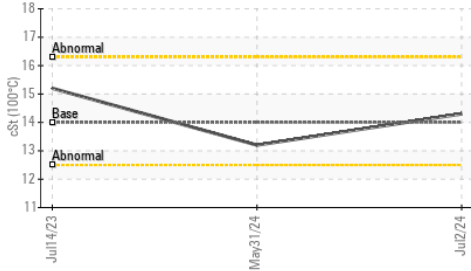
Base Number



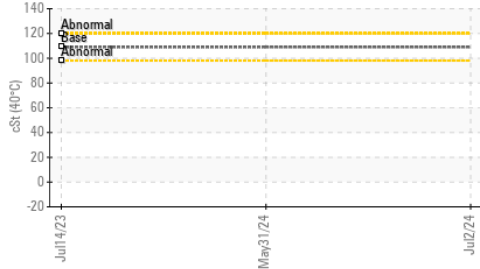
Non-ferrous Metals



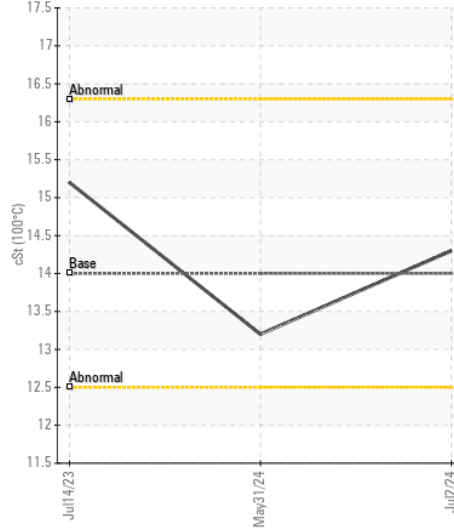
Viscosity @ 100°C



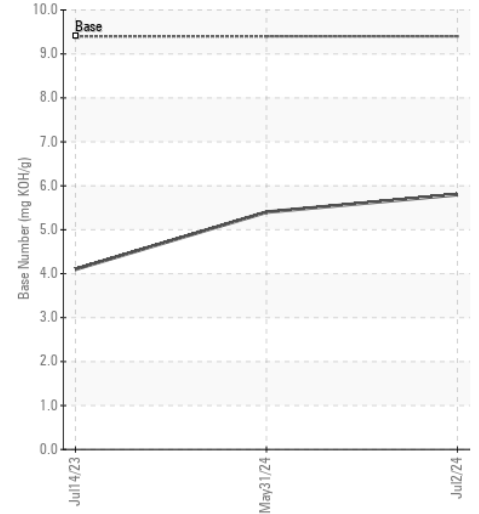
Viscosity @ 40°C



Viscosity @ 100°C



Base Number



Certificate L2367

Laboratory : WearCheck USA - 501 Madison Ave., Cary, NC 27513
Sample No. : RPL0022069 **Received** : 17 Jul 2024
Lab Number : 06238835 **Tested** : 18 Jul 2024
Unique Number : 11127669 **Diagnosed** : 18 Jul 2024 - Sean Felton
Test Package : FLEET (Additional Tests: KV40)

RTL PACLEASE - 7007 - Fontana
 3121 South Riverside
 Bloomington, CA
 US 92316
 Contact: Rudy Trevizo
 TrevizoR@RushEnterprises.Com
 T: (909)829-1044
 F:

To discuss this sample report, contact Customer Service at 1-800-237-1369.

* - Denotes test methods that are outside of the ISO 17025 scope of accreditation.

Statements of conformity to specifications are based on the simple acceptance decision rule (JCGM 106:2012)