



WEAR	NORMAL
CONTAMINATION	NORMAL
FLUID CONDITION	NORMAL

Area

MONTGOMERY

Machine Id

MACK 925033-142560

Component

Diesel Engine

Fluid

PETRO CANADA DURON SHP 15W40 (--- LTR)



RECOMMENDATION

Resample at the next service interval to monitor.

Test	UOM	Method	Limit/Abn	Current	History1	History2
Sample Number		Client Info		GFL0127223	GFL0091268	GFL0088026
Sample Date		Client Info		11 Jul 2024	20 Jun 2024	30 May 2024
Machine Age	hrs	Client Info		25349	25216	25039
Oil Age	hrs	Client Info		133	1175	0
Filter Age	hrs	Client Info		0	0	0
Oil Changed		Client Info		Changed	Changed	Not Changd
Filter Changed		Client Info		Changed	Changed	Not Changd
Sample Status				NORMAL	ABNORMAL	NORMAL

WEAR

All component wear rates are normal.

Iron	ppm	ASTM D5185m	>120	7	56	19
Chromium	ppm	ASTM D5185m	>20	<1	2	<1
Nickel	ppm	ASTM D5185m	>5	<1	1	<1
Titanium	ppm	ASTM D5185m	>2	<1	<1	<1
Silver	ppm	ASTM D5185m	>2	0	<1	0
Aluminum	ppm	ASTM D5185m	>20	3	5	8
Lead	ppm	ASTM D5185m	>40	<1	<1	<1
Copper	ppm	ASTM D5185m	>330	<1	163	2
Tin	ppm	ASTM D5185m	>15	<1	1	1
Vanadium	ppm	ASTM D5185m		<1	<1	<1
White Metal	scalar	*Visual	NONE	NONE	NONE	NONE
Yellow Metal	scalar	*Visual	NONE	NONE	NONE	NONE

CONTAMINATION

There is no indication of any contamination in the oil.

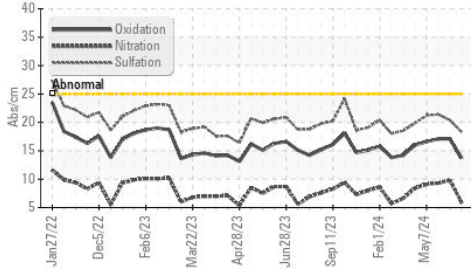
Silicon	ppm	ASTM D5185m	>25	6	37	14
Potassium	ppm	ASTM D5185m	>20	2	11	5
Fuel		WC Method	>3.0	<1.0	2.2	<1.0
Water		WC Method	>0.2	NEG	NEG	NEG
Glycol		WC Method		NEG	NEG	NEG
Soot %	%	*ASTM D7844	>4	0.2	0.2	0.6
Nitration	Abs/cm	*ASTM D7624	>20	5.9	9.8	9.3
Sulfation	Abs/.1mm	*ASTM D7415	>30	18.3	20.4	21.4
Silt	scalar	*Visual	NONE	NONE	NONE	NONE
Debris	scalar	*Visual	NONE	NONE	NONE	NONE
Sand/Dirt	scalar	*Visual	NONE	NONE	NONE	NONE
Appearance	scalar	*Visual	NORML	NORML	NORML	NORML
Odor	scalar	*Visual	NORML	NORML	NORML	NORML
Emulsified Water	scalar	*Visual	>0.2	NEG	NEG	NEG

FLUID CONDITION

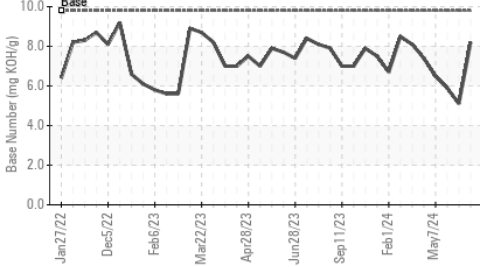
The BN result indicates that there is suitable alkalinity remaining in the oil. The condition of the oil is suitable for further service.

Sodium	ppm	ASTM D5185m		4	6	11
Boron	ppm	ASTM D5185m	0	<1	23	0
Barium	ppm	ASTM D5185m	0	<1	4	0
Molybdenum	ppm	ASTM D5185m	60	67	65	61
Manganese	ppm	ASTM D5185m	0	<1	7	<1
Magnesium	ppm	ASTM D5185m	1010	1069	194	923
Calcium	ppm	ASTM D5185m	1070	1174	1719	1016
Phosphorus	ppm	ASTM D5185m	1150	1207	823	1031
Zinc	ppm	ASTM D5185m	1270	1417	970	1223
Sulfur	ppm	ASTM D5185m	2060	3708	2736	2828
Oxidation	Abs/.1mm	*ASTM D7414	>25	13.7	17.1	17.1
Base Number (BN)	mg KOH/g	ASTM D2896	9.8	8.2	5.1	5.9
Visc @ 100°C	cSt	ASTM D445	15.4	13.7	10.3	13.2

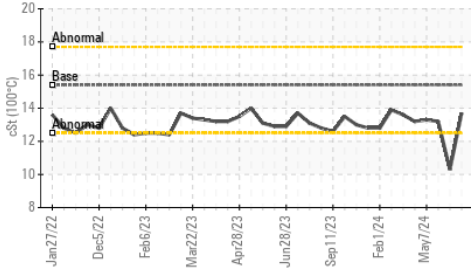
FT-IR (Direct Trend)



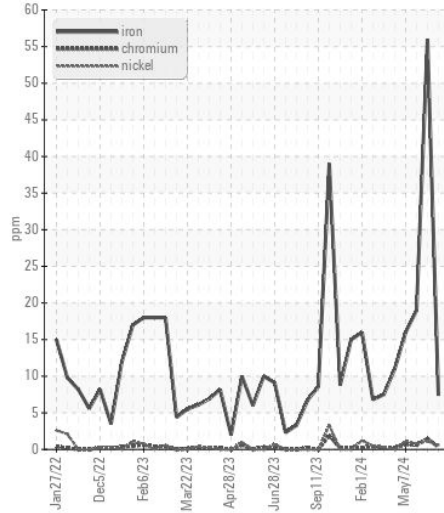
Base Number



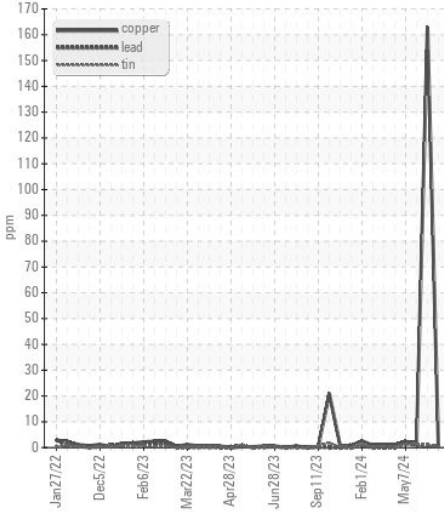
Viscosity @ 100°C



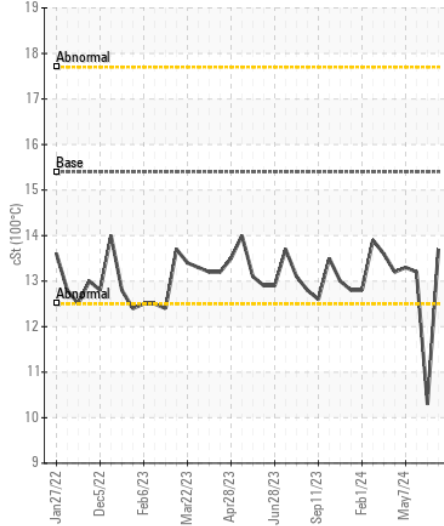
Ferrous Alloys



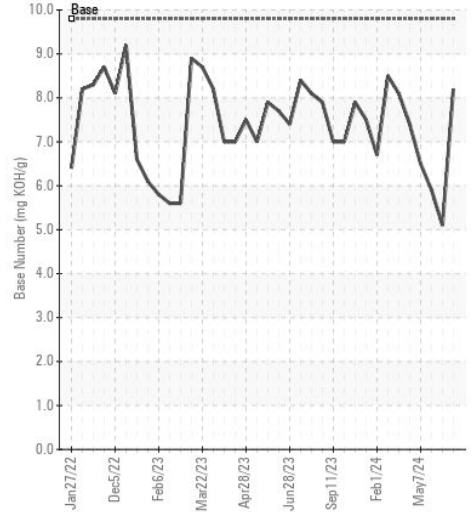
Non-ferrous Metals



Viscosity @ 100°C



Base Number



Certificate L2367

Laboratory : WearCheck USA - 501 Madison Ave., Cary, NC 27513
Sample No. : GFL0127223
Lab Number : 06238973
Unique Number : 11127807
Test Package : FLEET

Received : 17 Jul 2024
Tested : 18 Jul 2024
Diagnosed : 18 Jul 2024 - Wes Davis

GFL Environmental - 955 - Montgomery
 1121 Wilbanks St
 Montgomery, AL
 US 36108
 Contact: LISA REEVES

To discuss this sample report, contact Customer Service at 1-800-237-1369.

* - Denotes test methods that are outside of the ISO 17025 scope of accreditation.

Statements of conformity to specifications are based on the simple acceptance decision rule (JCGM 106:2012)

T:
F: