



OIL ANALYSIS REPORT

WEAR	NORMAL
CONTAMINATION	NORMAL
FLUID CONDITION	NORMAL



Machine Id
MACK 222475
Component
Diesel Engine
Fluid
DIESEL ENGINE OIL SAE 15W40 (40 QTS)

RECOMMENDATION

Resample at the next service interval to monitor. Please specify the brand, type, and viscosity of the oil on your next sample.

Test	UOM	Method	Limit/Abn	Current	History1	History2
Sample Number		Client Info		WC0956996	WC0917981	WC0887349
Sample Date		Client Info		11 Jul 2024	18 Mar 2024	20 Dec 2023
Machine Age	mls	Client Info		37746	33024	29395
Oil Age	mls	Client Info		4672	0	0
Filter Age	mls	Client Info		4672	0	0
Oil Changed		Client Info		Changed	N/A	N/A
Filter Changed		Client Info		Changed	N/A	N/A
Sample Status				NORMAL	NORMAL	NORMAL

WEAR

Metal levels are typical for a new component breaking in.

Iron	ppm	ASTM D5185m	>120	14	10	12
Chromium	ppm	ASTM D5185m	>20	<1	<1	0
Nickel	ppm	ASTM D5185m	>5	2	5	6
Titanium	ppm	ASTM D5185m	>2	0	<1	0
Silver	ppm	ASTM D5185m	>2	0	0	0
Aluminum	ppm	ASTM D5185m	>20	<1	<1	<1
Lead	ppm	ASTM D5185m	>40	0	0	0
Copper	ppm	ASTM D5185m	>330	2	2	2
Tin	ppm	ASTM D5185m	>15	<1	0	0
Vanadium	ppm	ASTM D5185m		0	<1	0
White Metal	scalar	*Visual	NONE	NONE	NONE	NONE
Yellow Metal	scalar	*Visual	NONE	NONE	NONE	NONE

CONTAMINATION

There is no indication of any contamination in the oil.

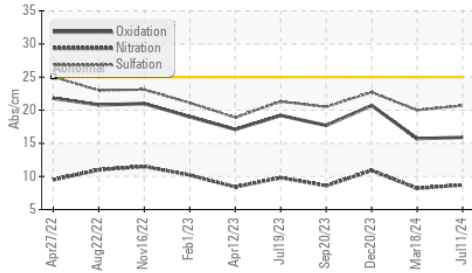
Silicon	ppm	ASTM D5185m	>25	4	3	4
Potassium	ppm	ASTM D5185m	>20	2	<1	0
Fuel		WC Method	>3.0	<1.0	<1.0	<1.0
Water		WC Method	>0.2	NEG	NEG	NEG
Glycol		WC Method		NEG	NEG	NEG
Soot %	%	*ASTM D7844	>4	0.7	0.5	0.7
Nitration	Abs/cm	*ASTM D7624	>20	8.7	8.2	10.9
Sulfation	Abs/.1mm	*ASTM D7415	>30	20.7	20.0	22.7
Silt	scalar	*Visual	NONE	NONE	NONE	NONE
Debris	scalar	*Visual	NONE	NONE	NONE	NONE
Sand/Dirt	scalar	*Visual	NONE	NONE	NONE	NONE
Appearance	scalar	*Visual	NORML	NORML	NORML	NORML
Odor	scalar	*Visual	NORML	NORML	NORML	NORML
Emulsified Water	scalar	*Visual	>0.2	NEG	NEG	NEG

FLUID CONDITION

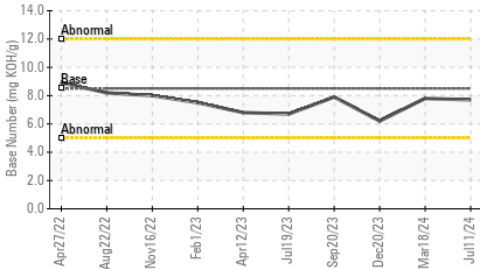
The BN result indicates that there is suitable alkalinity remaining in the oil. The condition of the oil is suitable for further service.

Sodium	ppm	ASTM D5185m	>158	2	4	3
Boron	ppm	ASTM D5185m	250	8	10	19
Barium	ppm	ASTM D5185m	10	0	0	0
Molybdenum	ppm	ASTM D5185m	100	57	59	42
Manganese	ppm	ASTM D5185m		0	<1	0
Magnesium	ppm	ASTM D5185m	450	895	934	718
Calcium	ppm	ASTM D5185m	3000	1041	1128	1169
Phosphorus	ppm	ASTM D5185m	1150	971	924	581
Zinc	ppm	ASTM D5185m	1350	1178	1146	826
Sulfur	ppm	ASTM D5185m	4250	3148	3364	2005
Oxidation	Abs/.1mm	*ASTM D7414	>25	15.9	15.7	20.7
Base Number (BN)	mg KOH/g	ASTM D2896	8.5	7.7	7.8	6.2
Visc @ 100°C	cSt	ASTM D445	14.4	13.8	13.6	14.2

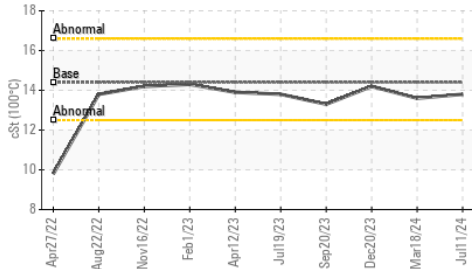
FT-IR (Direct Trend)



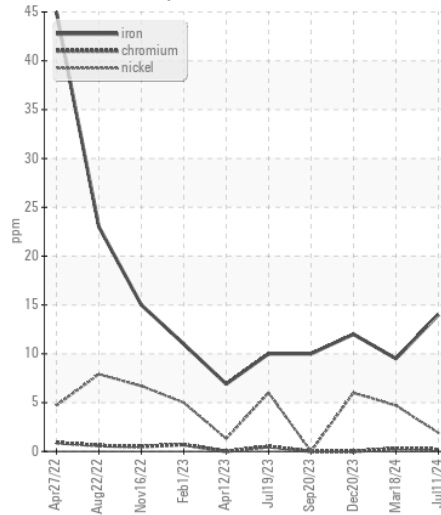
Base Number



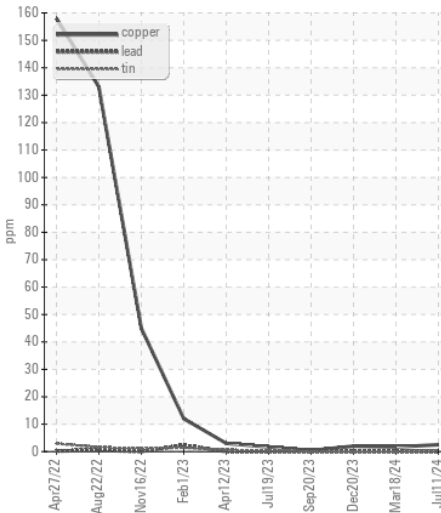
Viscosity @ 100°C



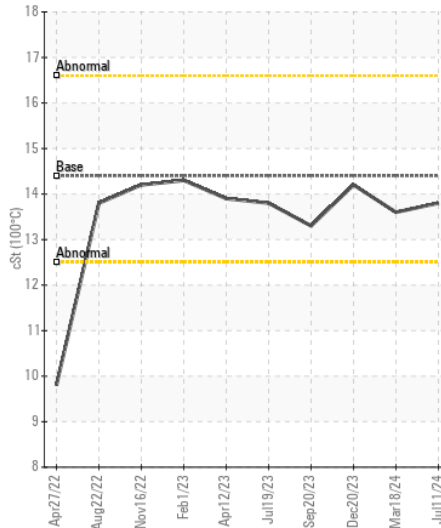
Ferrous Alloys



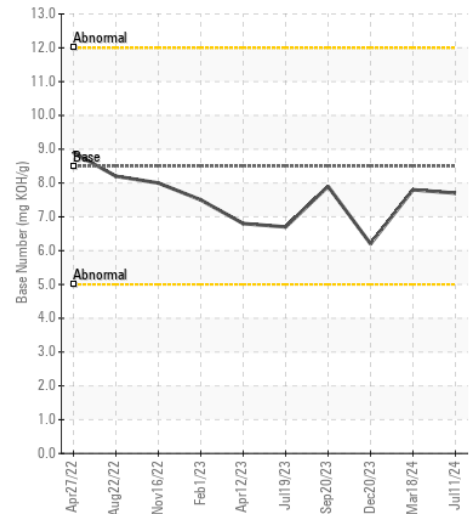
Non-ferrous Metals



Viscosity @ 100°C



Base Number



Certificate L2367

Laboratory : WearCheck USA - 501 Madison Ave., Cary, NC 27513

Sample No. : WC0956996

Lab Number : 06239661

Unique Number : 11128495

Test Package : FLEET

Received : 17 Jul 2024

Tested : 18 Jul 2024

Diagnosed : 18 Jul 2024 - Wes Davis

CITY OF GREENSBORO

401 PATTON AVE - BUILDING H

GREENSBORO, NC

US 27406

Contact: JERRY GUNTER

jerry.gunter@greensboro-nc.gov

T: x:

F: x:

To discuss this sample report, contact Customer Service at 1-800-237-1369.

* - Denotes test methods that are outside of the ISO 17025 scope of accreditation.

Statements of conformity to specifications are based on the simple acceptance decision rule (JCGM 106:2012)