



OIL ANALYSIS REPORT

WEAR	NORMAL
CONTAMINATION	NORMAL
FLUID CONDITION	NORMAL

Machine Id
INTERNATIONAL 35822
Component
Diesel Engine
Fluid
DIESEL ENGINE OIL SAE 15W40 (--- QTS)

RECOMMENDATION

Resample at the next service interval to monitor. Please specify the brand, type, and viscosity of the oil on your next sample.

Test	UOM	Method	Limit/Abn	Current	History1	History2
Sample Number		Client Info		WC0936775	WC0916002	WC0478114
Sample Date		Client Info		09 Jul 2024	26 Apr 2024	11 Jun 2021
Machine Age	mls	Client Info		363020	345207	187536
Oil Age	mls	Client Info		17813	0	0
Filter Age	mls	Client Info		17813	0	0
Oil Changed		Client Info		Changed	Changed	Changed
Filter Changed		Client Info		Changed	Changed	Changed
Sample Status				NORMAL	NORMAL	NORMAL

WEAR

All component wear rates are normal.

Iron	ppm	ASTM D5185m	>165	13	20	9
Chromium	ppm	ASTM D5185m	>5	<1	1	<1
Nickel	ppm	ASTM D5185m	>4	0	<1	0
Titanium	ppm	ASTM D5185m	>2	0	<1	0
Silver	ppm	ASTM D5185m	>2	0	<1	<1
Aluminum	ppm	ASTM D5185m	>20	3	6	0
Lead	ppm	ASTM D5185m	>150	0	4	1
Copper	ppm	ASTM D5185m	>90	<1	2	<1
Tin	ppm	ASTM D5185m	>5	0	<1	<1
Vanadium	ppm	ASTM D5185m		0	<1	0
White Metal	scalar	*Visual	NONE	NONE	NONE	NONE
Yellow Metal	scalar	*Visual	NONE	NONE	NONE	NONE

CONTAMINATION

There is no indication of any contamination in the oil.

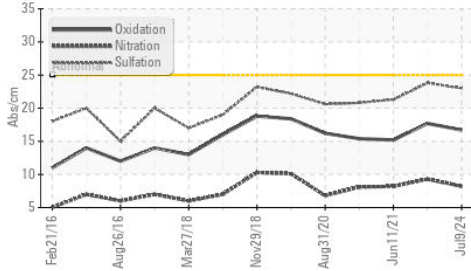
Silicon	ppm	ASTM D5185m	>35	5	6	4
Potassium	ppm	ASTM D5185m	>20	6	2	<1
Fuel		WC Method	>3.0	<1.0	<1.0	<1.0
Water		WC Method	>0.2	NEG	NEG	NEG
Glycol		WC Method		NEG	NEG	NEG
Soot %	%	*ASTM D7844	>7.5	0.5	0.6	0.3
Nitration	Abs/cm	*ASTM D7624	>20	8.2	9.3	8.2
Sulfation	Abs/.1mm	*ASTM D7415	>30	23.0	23.8	21.3
Silt	scalar	*Visual	NONE	NONE	NONE	NONE
Debris	scalar	*Visual	NONE	NONE	NONE	NONE
Sand/Dirt	scalar	*Visual	NONE	NONE	NONE	NONE
Appearance	scalar	*Visual	NORML	NORML	NORML	NORML
Odor	scalar	*Visual	NORML	NORML	NORML	NORML
Emulsified Water	scalar	*Visual	>0.2	NEG	NEG	NEG

FLUID CONDITION

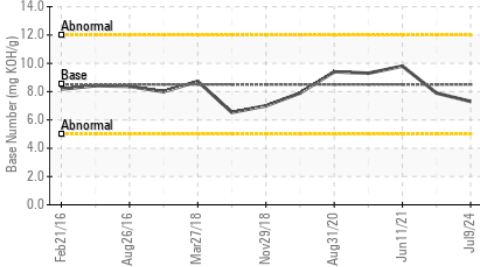
The BN result indicates that there is suitable alkalinity remaining in the oil. The condition of the oil is suitable for further service.

Sodium	ppm	ASTM D5185m	>158	4	2	2
Boron	ppm	ASTM D5185m	250	248	198	13
Barium	ppm	ASTM D5185m	10	0	2	0
Molybdenum	ppm	ASTM D5185m	100	88	110	63
Manganese	ppm	ASTM D5185m		0	<1	<1
Magnesium	ppm	ASTM D5185m	450	437	689	861
Calcium	ppm	ASTM D5185m	3000	1368	1536	1088
Phosphorus	ppm	ASTM D5185m	1150	987	771	950
Zinc	ppm	ASTM D5185m	1350	1130	928	1076
Sulfur	ppm	ASTM D5185m	4250	3452	2595	2600
Oxidation	Abs/.1mm	*ASTM D7414	>25	16.7	17.7	15.2
Base Number (BN)	mg KOH/g	ASTM D2896	8.5	7.3	7.9	9.8
Visc @ 100°C	cSt	ASTM D445	14.4	13.4	13.3	12.6

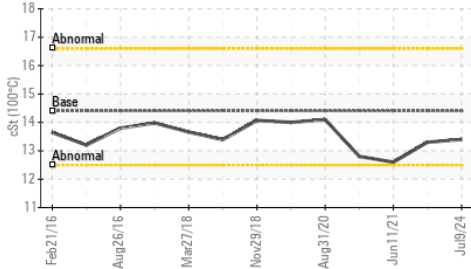
FT-IR (Direct Trend)



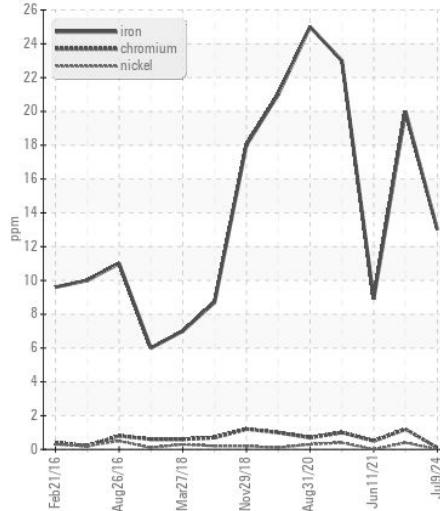
Base Number



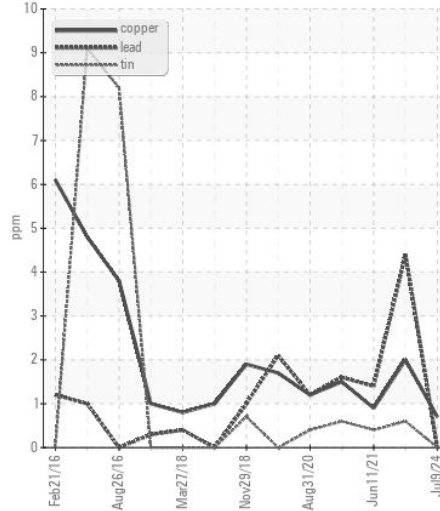
Viscosity @ 100°C



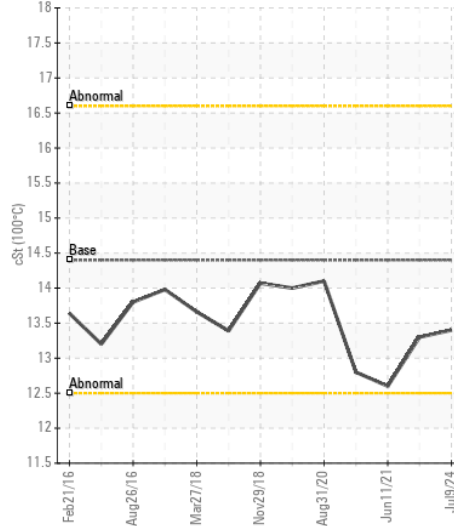
Ferrous Alloys



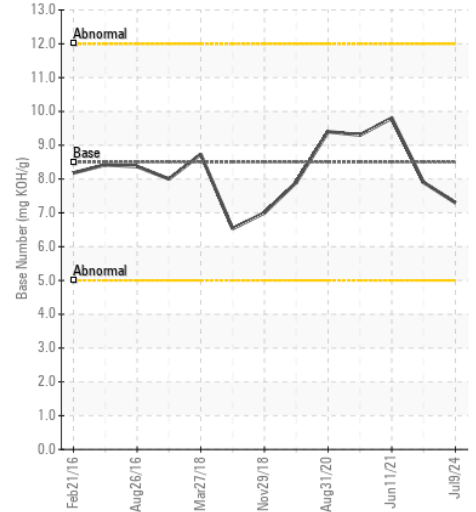
Non-ferrous Metals



Viscosity @ 100°C



Base Number



Certificate L2367

Laboratory : WearCheck USA - 501 Madison Ave., Cary, NC 27513

Sample No. : WC0936775

Lab Number : 06239662

Unique Number : 11128496

Test Package : FLEET

Received : 17 Jul 2024

Tested : 18 Jul 2024

Diagnosed : 18 Jul 2024 - Wes Davis

SALEM NATIONALEASE CORPORATION

198 PARK PLAZA DRIVE

WINSTON SALEM, NC

US 27105

Contact: Audrey Hopkins

Audrey.Hopkins@salemcorp.com

T: (336)767-9642

F: x:

To discuss this sample report, contact Customer Service at 1-800-237-1369.

* - Denotes test methods that are outside of the ISO 17025 scope of accreditation.

Statements of conformity to specifications are based on the simple acceptance decision rule (JCGM 106:2012)