



OIL ANALYSIS REPORT

WEAR	NORMAL
CONTAMINATION	NORMAL
FLUID CONDITION	NORMAL

Machine Id
DFGS100436
 Component
Diesel Engine
 Fluid
DIESEL ENGINE OIL SAE 15W40 (--- QTS)

RECOMMENDATION

Resample at the next service interval to monitor. Please specify the component make and model with your next sample. Please specify the brand, type, and viscosity of the oil on your next sample.

Test	UOM	Method	Limit/Abn	Current	History1	History2
Sample Number		Client Info		WC0950023	WC0668797	WC0405073
Sample Date		Client Info		11 Jun 2024	25 Mar 2022	14 Nov 2019
Machine Age	hrs	Client Info		14414	11412	9754
Oil Age	hrs	Client Info		0	0	0
Filter Age	hrs	Client Info		0	0	0
Oil Changed		Client Info		N/A	N/A	N/A
Filter Changed		Client Info		N/A	N/A	N/A
Sample Status				NORMAL	NORMAL	NORMAL

WEAR

All component wear rates are normal.

Iron	ppm	ASTM D5185m	>100	18	15	10
Chromium	ppm	ASTM D5185m	>20	<1	<1	<1
Nickel	ppm	ASTM D5185m	>4	0	1	0
Titanium	ppm	ASTM D5185m		<1	<1	0
Silver	ppm	ASTM D5185m	>3	0	0	0
Aluminum	ppm	ASTM D5185m	>20	6	5	5
Lead	ppm	ASTM D5185m	>40	0	2	0
Copper	ppm	ASTM D5185m	>330	<1	<1	<1
Tin	ppm	ASTM D5185m	>15	<1	2	0
Vanadium	ppm	ASTM D5185m		0	<1	0
White Metal	scalar	*Visual	NONE	NONE	NONE	NONE
Yellow Metal	scalar	*Visual	NONE	NONE	NONE	NONE

CONTAMINATION

There is no indication of any contamination in the oil.

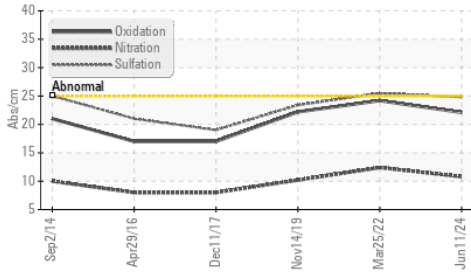
Silicon	ppm	ASTM D5185m	>25	13	5	3
Potassium	ppm	ASTM D5185m	>20	1	2	3
Fuel		WC Method	>5	<1.0	<1.0	<1.0
Water		WC Method	>0.2	NEG	NEG	NEG
Glycol		WC Method		NEG	NEG	NEG
Soot %	%	*ASTM D7844	>3	0.5	0.6	0.4
Nitration	Abs/cm	*ASTM D7624	>20	10.8	12.4	10.2
Sulfation	Abs/.1mm	*ASTM D7415	>30	24.8	25.5	23.4
Silt	scalar	*Visual	NONE	NONE	NONE	NONE
Debris	scalar	*Visual	NONE	NONE	NONE	NONE
Sand/Dirt	scalar	*Visual	NONE	NONE	NONE	NONE
Appearance	scalar	*Visual	NORML	NORML	NORML	NORML
Odor	scalar	*Visual	NORML	NORML	NORML	NORML
Emulsified Water	scalar	*Visual	>0.2	NEG	NEG	NEG

FLUID CONDITION

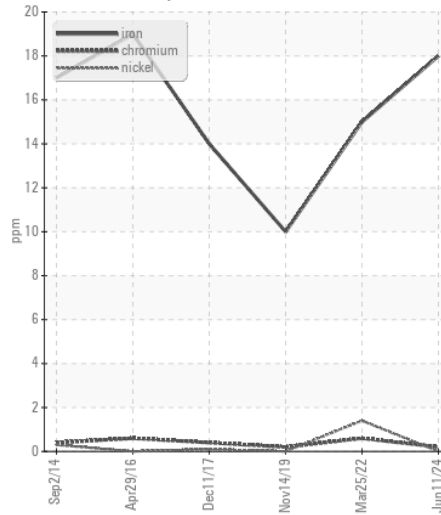
The BN result indicates that there is suitable alkalinity remaining in the oil. The condition of the oil is suitable for further service.

Sodium	ppm	ASTM D5185m	>158	7	4	4
Boron	ppm	ASTM D5185m	250	323	346	272
Barium	ppm	ASTM D5185m	10	0	0	0
Molybdenum	ppm	ASTM D5185m	100	100	132	136
Manganese	ppm	ASTM D5185m		0	<1	<1
Magnesium	ppm	ASTM D5185m	450	518	620	586
Calcium	ppm	ASTM D5185m	3000	1867	1806	1730
Phosphorus	ppm	ASTM D5185m	1150	1152	905	635
Zinc	ppm	ASTM D5185m	1350	1448	1162	926
Sulfur	ppm	ASTM D5185m	4250	3899	2661	2275
Oxidation	Abs/.1mm	*ASTM D7414	>25	22.1	24.2	22.2
Base Number (BN)	mg KOH/g	ASTM D2896	8.5	8.6	10.3	8.3
Visc @ 100°C	cSt	ASTM D445	14.4	14.7	14.7	14.4

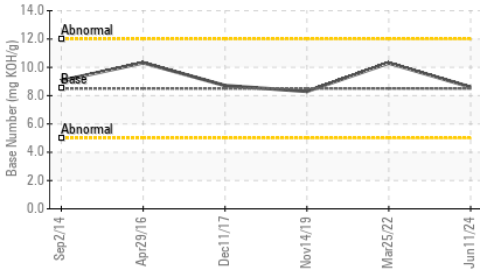
FT-IR (Direct Trend)



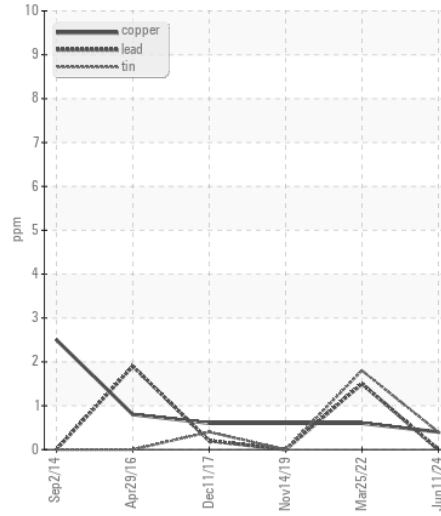
Ferrous Alloys



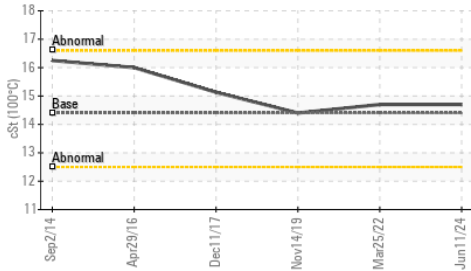
Base Number



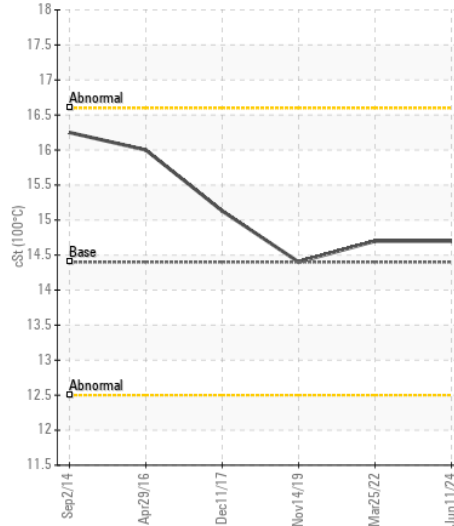
Non-ferrous Metals



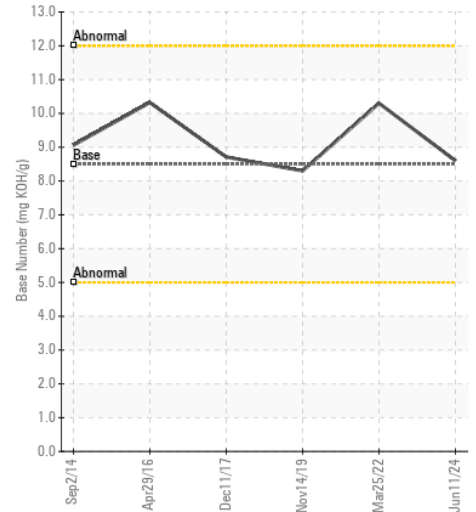
Viscosity @ 100°C



Viscosity @ 100°C



Base Number



Certificate L2367

Laboratory : WearCheck USA - 501 Madison Ave., Cary, NC 27513

Sample No. : WC0950023

Lab Number : 06239716

Unique Number : 11128550

Test Package : FLEET

Received : 17 Jul 2024

Tested : 18 Jul 2024

Diagnosed : 18 Jul 2024 - Wes Davis

DOLE FRESH FRUIT

PO BOX 725, ATTN: MAINTENANCE AND REPAIR

NEW CASTLE, DE

US 19720

Contact: LUIS LAPIERRE

luis.lapierre@dole.com

T: (302)652-6344

F: (302)652-6061

To discuss this sample report, contact Customer Service at 1-800-237-1369.

* - Denotes test methods that are outside of the ISO 17025 scope of accreditation.

Statements of conformity to specifications are based on the simple acceptance decision rule (JCGM 106:2012)