



OIL ANALYSIS REPORT

WEAR	NORMAL
CONTAMINATION	NORMAL
FLUID CONDITION	NORMAL

Machine Id
FEEDTK19
 Component
Diesel Engine
 Fluid
DIESEL ENGINE OIL SAE 40 (--- GAL)

RECOMMENDATION

Resample at the next service interval to monitor. Please specify the component make and model with your next sample. Please specify the brand, type, and viscosity of the oil on your next sample.

Test	UOM	Method	Limit/Abn	Current	History1	History2
Sample Number		Client Info		SBP0006868	SBP0006885	SBP0006795
Sample Date		Client Info		02 Jul 2024	30 Apr 2024	18 Apr 2024
Machine Age	hrs	Client Info		350	350	350
Oil Age	hrs	Client Info		0	0	0
Filter Age	hrs	Client Info		0	0	0
Oil Changed		Client Info		Not Changd	Not Changd	Not Changd
Filter Changed		Client Info		N/A	Not Changd	N/A
Sample Status				NORMAL	NORMAL	NORMAL

WEAR

Metal levels are typical for a new component breaking in.

Iron	ppm	ASTM D5185m	>100	5	5	8
Chromium	ppm	ASTM D5185m	>20	0	<1	0
Nickel	ppm	ASTM D5185m	>4	0	<1	0
Titanium	ppm	ASTM D5185m		0	<1	0
Silver	ppm	ASTM D5185m	>3	0	<1	0
Aluminum	ppm	ASTM D5185m	>20	<1	2	0
Lead	ppm	ASTM D5185m	>40	0	2	2
Copper	ppm	ASTM D5185m	>330	<1	<1	0
Tin	ppm	ASTM D5185m	>15	0	<1	<1
Vanadium	ppm	ASTM D5185m		0	<1	0
White Metal	scalar	*Visual	NONE	NONE	NONE	NONE
Yellow Metal	scalar	*Visual	NONE	NONE	NONE	NONE

CONTAMINATION

There is no indication of any contamination in the oil.

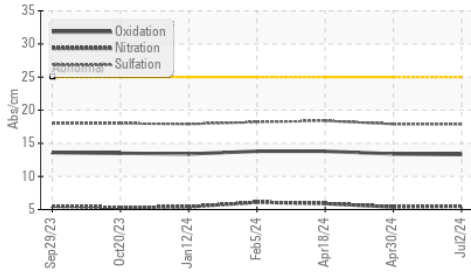
Silicon	ppm	ASTM D5185m	>25	3	4	4
Potassium	ppm	ASTM D5185m	>20	1	2	<1
Fuel		WC Method	>5	<1.0	<1.0	<1.0
Water		WC Method	>0.2	NEG	NEG	NEG
Glycol		WC Method		NEG	NEG	NEG
Soot %	%	*ASTM D7844	>3	0.3	0.3	0.4
Nitration	Abs/cm	*ASTM D7624	>20	5.5	5.4	5.9
Sulfation	Abs/.1mm	*ASTM D7415	>30	17.9	17.9	18.4
Silt	scalar	*Visual	NONE	NONE	NONE	NONE
Debris	scalar	*Visual	NONE	NONE	NONE	NONE
Sand/Dirt	scalar	*Visual	NONE	NONE	NONE	NONE
Appearance	scalar	*Visual	NORML	NORML	NORML	NORML
Odor	scalar	*Visual	NORML	NORML	NORML	NORML
Emulsified Water	scalar	*Visual	>0.2	NEG	NEG	NEG

FLUID CONDITION

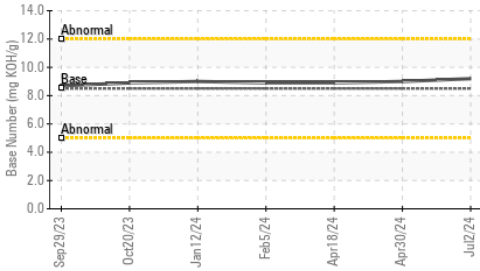
The BN result indicates that there is suitable alkalinity remaining in the oil. The condition of the oil is suitable for further service.

Sodium	ppm	ASTM D5185m	>216	<1	<1	<1
Boron	ppm	ASTM D5185m	250	10	4	0
Barium	ppm	ASTM D5185m	10	0	0	0
Molybdenum	ppm	ASTM D5185m	100	56	57	62
Manganese	ppm	ASTM D5185m		0	<1	0
Magnesium	ppm	ASTM D5185m	450	942	933	1067
Calcium	ppm	ASTM D5185m	3000	1059	1082	1234
Phosphorus	ppm	ASTM D5185m	1150	1041	1028	1139
Zinc	ppm	ASTM D5185m	1350	1271	1221	1434
Sulfur	ppm	ASTM D5185m	4250	3670	3578	4068
Oxidation	Abs/.1mm	*ASTM D7414	>25	13.3	13.4	13.8
Base Number (BN)	mg KOH/g	ASTM D2896	8.5	9.2	9.0	8.9
Visc @ 100°C	cSt	ASTM D445	14.4	14.1	14.0	13.9

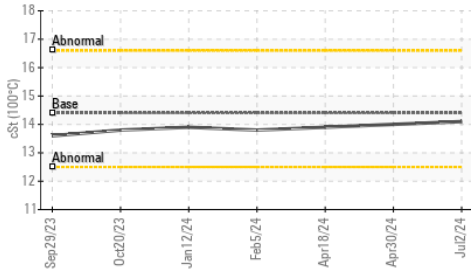
FT-IR (Direct Trend)



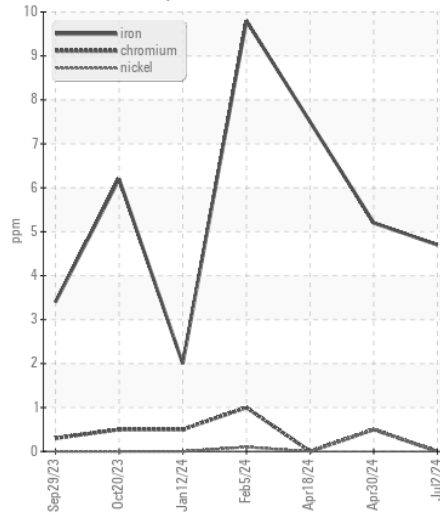
Base Number



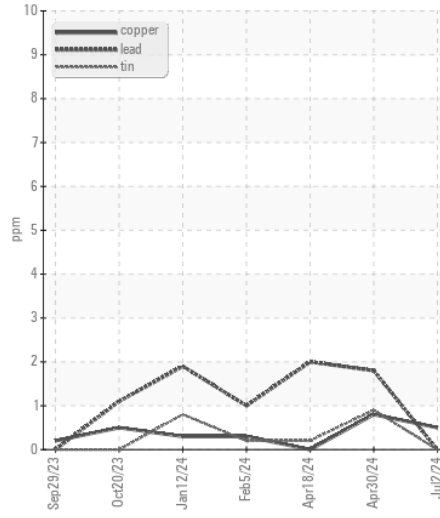
Viscosity @ 100°C



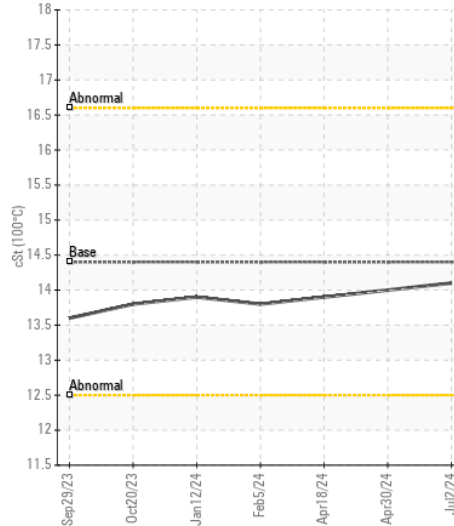
Ferrous Alloys



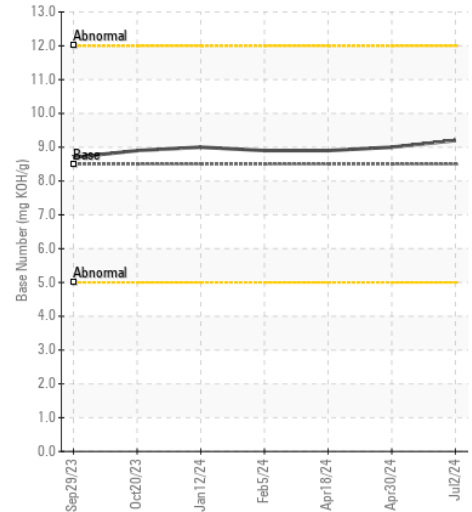
Non-ferrous Metals



Viscosity @ 100°C



Base Number



Certificate L2367

Laboratory : WearCheck USA - 501 Madison Ave., Cary, NC 27513
Sample No. : SBP0006868
Lab Number : 06239778
Unique Number : 11128612
Test Package : FLEET
Received : 17 Jul 2024
Tested : 18 Jul 2024
Diagnosed : 18 Jul 2024 - Wes Davis

Pillen Family Farms - 722828
 26741 NE-91
 Humphrey, NE
 US 61357
 Contact: Troy Runge
 troyfr@pillenfamilyfarms.com
 T: (308)390-6733
 F:

To discuss this sample report, contact Customer Service at 1-800-237-1369.

* - Denotes test methods that are outside of the ISO 17025 scope of accreditation.

Statements of conformity to specifications are based on the simple acceptance decision rule (JCGM 106:2012)