



OIL ANALYSIS REPORT

WEAR	NORMAL
CONTAMINATION	NORMAL
FLUID CONDITION	ATTENTION

Machine Id
DFGS273039
 Component
Diesel Engine
 Fluid
DIESEL ENGINE OIL SAE 15W40 (--- GAL)

RECOMMENDATION

Check for low coolant level. We recommend an early resample to monitor this condition.

Test	UOM	Method	Limit/Abn	Current	History1	History2
Sample Number		Client Info		WC0950019	WC0814692	WC0553025
Sample Date		Client Info		11 Jun 2024	14 May 2023	23 Feb 2021
Machine Age	hrs	Client Info		0	12453	9804
Oil Age	hrs	Client Info		0	0	0
Filter Age	hrs	Client Info		0	0	0
Oil Changed		Client Info		N/A	N/A	N/A
Filter Changed		Client Info		N/A	N/A	N/A
Sample Status				ATTENTION	NORMAL	ATTENTION

WEAR

All component wear rates are normal.

Iron	ppm	ASTM D5185m	>100	22	13	15
Chromium	ppm	ASTM D5185m	>20	1	1	<1
Nickel	ppm	ASTM D5185m	>4	0	<1	0
Titanium	ppm	ASTM D5185m		<1	0	0
Silver	ppm	ASTM D5185m	>3	0	0	0
Aluminum	ppm	ASTM D5185m	>20	9	15	5
Lead	ppm	ASTM D5185m	>40	0	0	<1
Copper	ppm	ASTM D5185m	>330	1	<1	2
Tin	ppm	ASTM D5185m	>15	<1	<1	<1
Vanadium	ppm	ASTM D5185m		0	0	0
White Metal	scalar	*Visual	NONE	NONE	NONE	LIGHT
Yellow Metal	scalar	*Visual	NONE	NONE	NONE	NONE

CONTAMINATION

Sodium and/or potassium levels are high. Test for glycol is negative.

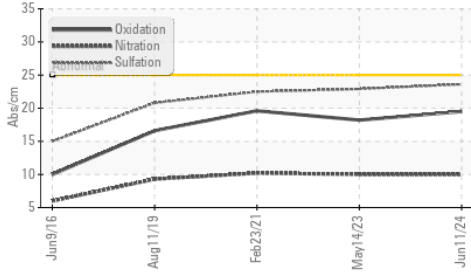
Silicon	ppm	ASTM D5185m	>25	13	6	4
Potassium	ppm	ASTM D5185m	>20	5	4	3
Fuel		WC Method	>5	<1.0	<1.0	<1.0
Water		WC Method	>0.2	NEG	NEG	NEG
Glycol	%	*ASTM D2982		NEG	NEG	NEG
Soot %	%	*ASTM D7844	>3	0.4	0.3	0.1
Nitration	Abs/cm	*ASTM D7624	>20	10.0	10.0	10.2
Sulfation	Abs/.1mm	*ASTM D7415	>30	23.6	22.9	22.5
Silt	scalar	*Visual	NONE	NONE	NONE	NONE
Debris	scalar	*Visual	NONE	NONE	NONE	LIGHT
Sand/Dirt	scalar	*Visual	NONE	NONE	NONE	NONE
Appearance	scalar	*Visual	NORML	NORML	NORML	NORML
Odor	scalar	*Visual	NORML	NORML	NORML	NORML
Emulsified Water	scalar	*Visual	>0.2	NEG	NEG	NEG

FLUID CONDITION

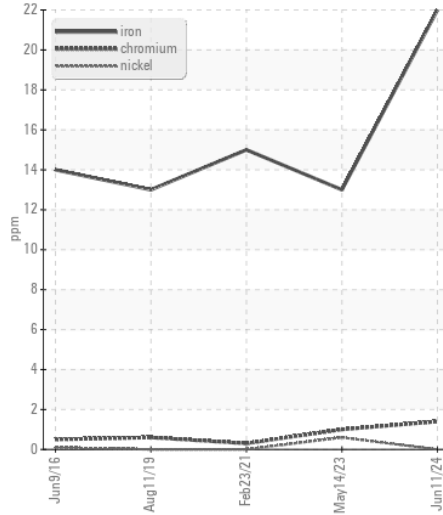
The BN result indicates that there is suitable alkalinity remaining in the oil. The condition of the oil is suitable for further service.

Sodium	ppm	ASTM D5185m	>158	288	57	680
Boron	ppm	ASTM D5185m	250	368	370	355
Barium	ppm	ASTM D5185m	10	0	0	0
Molybdenum	ppm	ASTM D5185m	100	93	86	115
Manganese	ppm	ASTM D5185m		0	<1	<1
Magnesium	ppm	ASTM D5185m	450	409	395	468
Calcium	ppm	ASTM D5185m	3000	2165	1557	1473
Phosphorus	ppm	ASTM D5185m	1150	1170	997	622
Zinc	ppm	ASTM D5185m	1350	1494	1320	835
Sulfur	ppm	ASTM D5185m	4250	3985	3648	1999
Oxidation	Abs/.1mm	*ASTM D7414	>25	19.5	18.2	19.6
Base Number (BN)	mg KOH/g	ASTM D2896	8.5	8.8	8.2	9.2
Visc @ 100°C	cSt	ASTM D445	14.4	14.4	14.0	13.1

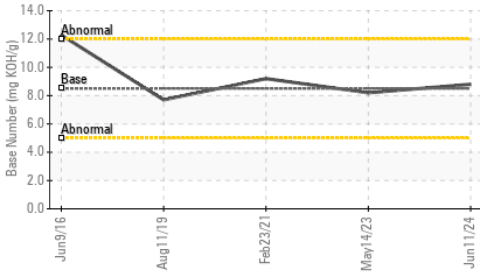
FT-IR (Direct Trend)



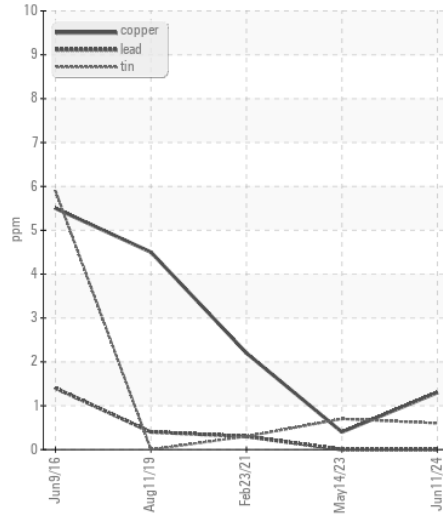
Ferrous Alloys



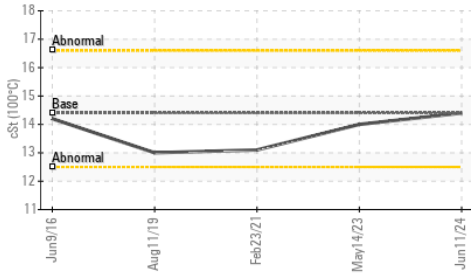
Base Number



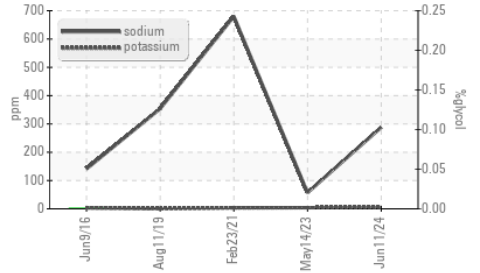
Non-ferrous Metals



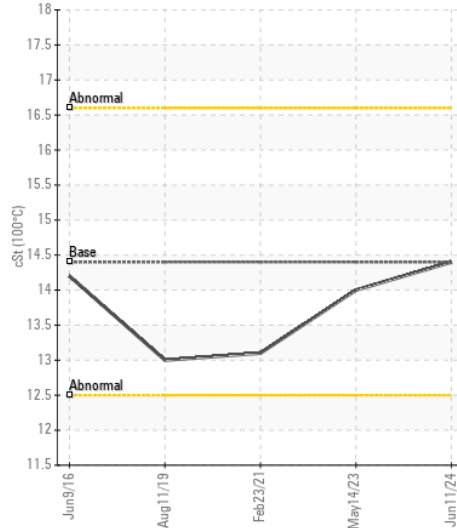
Viscosity @ 100°C



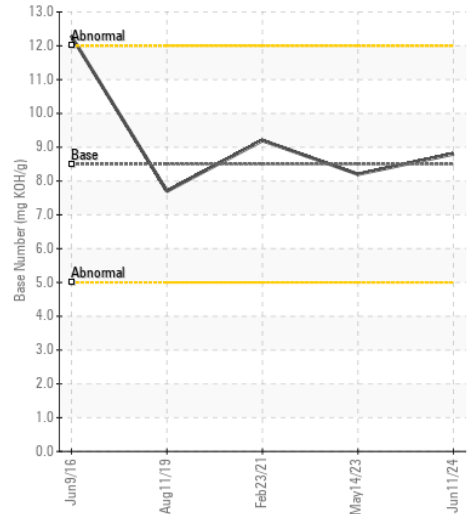
Glycol Contamination



Viscosity @ 100°C



Base Number



Certificate L2367

Laboratory : WearCheck USA - 501 Madison Ave., Cary, NC 27513

Sample No. : WC0950019

Lab Number : 06239793

Unique Number : 11128627

Test Package : FLEET (Additional Tests: Glycol)

Received : 17 Jul 2024

Tested : 19 Jul 2024

Diagnosed : 19 Jul 2024 - Sean Felton

DOLE FRESH FRUIT
 PO BOX 725, ATTN: MAINTENANCE AND REPAIR
 NEW CASTLE, DE
 US 19720

Contact: LUIS LAPIERRE
 luis.lapierre@dole.com

T: (302)652-6344

F: (302)652-6061

To discuss this sample report, contact Customer Service at 1-800-237-1369.

* - Denotes test methods that are outside of the ISO 17025 scope of accreditation.

Statements of conformity to specifications are based on the simple acceptance decision rule (JCGM 106:2012)