



OIL ANALYSIS REPORT

WEAR	NORMAL
CONTAMINATION	NORMAL
FLUID CONDITION	NORMAL

Machine Id
CHEVROLET 11605
 Component
Gasoline Engine
 Fluid
GASOLINE ENGINE OIL SAE 5W30 (--- QTS)

RECOMMENDATION

Resample at the next service interval to monitor. Please specify the brand, type, and viscosity of the oil on your next sample.

Test	UOM	Method	Limit/Abn	Current	History1	History2
Sample Number		Client Info		WC0950560	WC0882683	WC0856837
Sample Date		Client Info		17 Jul 2024	21 Mar 2024	26 Oct 2023
Machine Age	mls	Client Info		148257	142219	134906
Oil Age	mls	Client Info		0	0	0
Filter Age	mls	Client Info		0	0	0
Oil Changed		Client Info		Changed	Changed	Changed
Filter Changed		Client Info		Changed	Changed	Changed
Sample Status				NORMAL	NORMAL	NORMAL

WEAR

All component wear rates are normal.

Iron	ppm	ASTM D5185m	>150	6	10	8
Chromium	ppm	ASTM D5185m	>20	<1	<1	<1
Nickel	ppm	ASTM D5185m	>5	0	<1	0
Titanium	ppm	ASTM D5185m		1	1	<1
Silver	ppm	ASTM D5185m	>2	<1	<1	0
Aluminum	ppm	ASTM D5185m	>40	4	3	1
Lead	ppm	ASTM D5185m	>50	0	1	0
Copper	ppm	ASTM D5185m	>155	3	3	3
Tin	ppm	ASTM D5185m	>10	<1	1	<1
Vanadium	ppm	ASTM D5185m		<1	<1	0
White Metal	scalar	*Visual	NONE	NONE	NONE	NONE
Yellow Metal	scalar	*Visual	NONE	NONE	NONE	NONE

CONTAMINATION

There is no indication of any contamination in the oil.

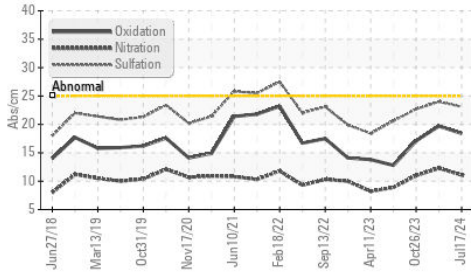
Silicon	ppm	ASTM D5185m	>30	10	13	14
Potassium	ppm	ASTM D5185m	>20	4	5	2
Fuel		WC Method	>4.0	<1.0	<1.0	<1.0
Water		WC Method	>0.2	NEG	NEG	NEG
Glycol		WC Method		NEG	NEG	NEG
Soot %	%	*ASTM D7844		0	0	0
Nitration	Abs/cm	*ASTM D7624	>20	11.1	12.3	11.0
Sulfation	Abs/.1mm	*ASTM D7415	>30	23.1	24.0	22.7
Silt	scalar	*Visual	NONE	NONE	NONE	NONE
Debris	scalar	*Visual	NONE	NONE	NONE	NONE
Sand/Dirt	scalar	*Visual	NONE	NONE	NONE	NONE
Appearance	scalar	*Visual	NORML	NORML	NORML	NORML
Odor	scalar	*Visual	NORML	NORML	NORML	NORML
Emulsified Water	scalar	*Visual	>0.2	NEG	NEG	NEG

FLUID CONDITION

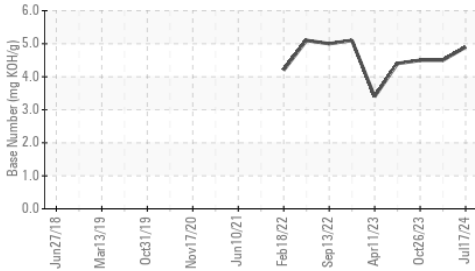
The BN result indicates that there is suitable alkalinity remaining in the oil. The condition of the oil is suitable for further service.

Sodium	ppm	ASTM D5185m	>400	0	0	4
Boron	ppm	ASTM D5185m	75	42	31	30
Barium	ppm	ASTM D5185m	5	0	1	19
Molybdenum	ppm	ASTM D5185m	100	8	13	35
Manganese	ppm	ASTM D5185m		4	4	2
Magnesium	ppm	ASTM D5185m	12	666	654	604
Calcium	ppm	ASTM D5185m	2100	1339	1241	1144
Phosphorus	ppm	ASTM D5185m	650	689	624	651
Zinc	ppm	ASTM D5185m	850	817	776	749
Sulfur	ppm	ASTM D5185m	2500	2850	2752	3634
Oxidation	Abs/.1mm	*ASTM D7414	>25	18.4	19.7	17.1
Base Number (BN)	mg KOH/g	ASTM D2896		4.9	4.5	4.5
Visc @ 100°C	cSt	ASTM D445	10.9	12.1	11.9	11.4

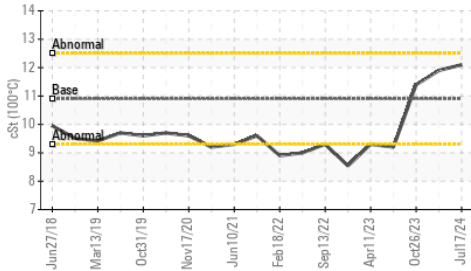
FT-IR (Direct Trend)



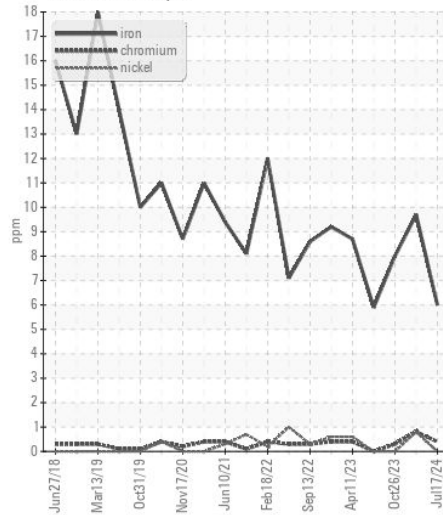
Base Number



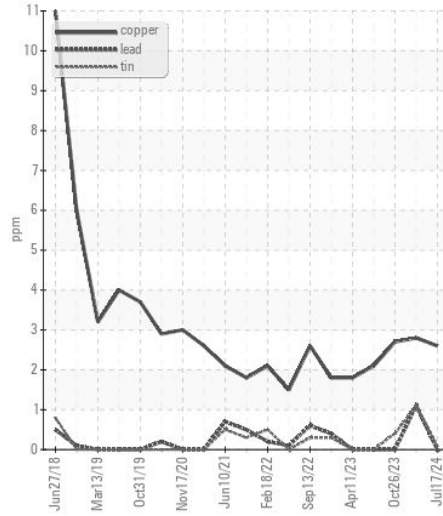
Viscosity @ 100°C



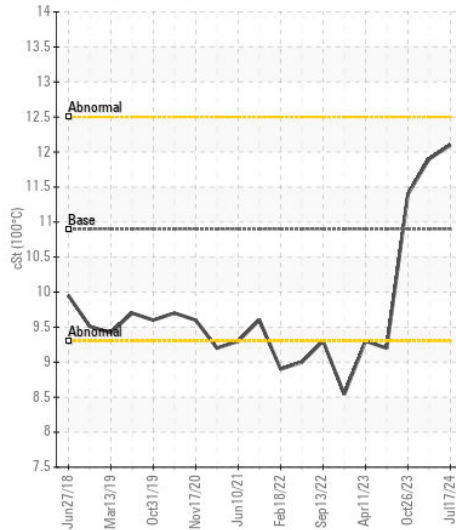
Ferrous Alloys



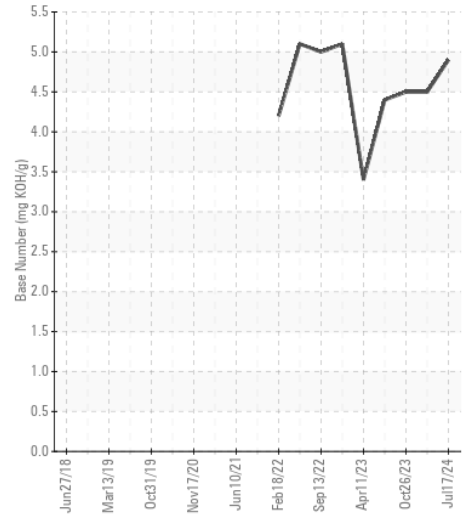
Non-ferrous Metals



Viscosity @ 100°C



Base Number



Certificate L2367

Laboratory : WearCheck USA - 501 Madison Ave., Cary, NC 27513
Sample No. : WC0950560 **Received** : 18 Jul 2024
Lab Number : 06239887 **Tested** : 18 Jul 2024
Unique Number : 11128721 **Diagnosed** : 18 Jul 2024 - Wes Davis
Test Package : CONST (Additional Tests: TBN)

SULLIVAN EASTERN INC
 2860 C SLATER RD
 MORRISVILLE, NC
 US 27560
 Contact: SCOTT SULLIVAN
 ssullivan@sullivan-eastern.com
 T: (919)484-8993
 F: (919)484-2136

To discuss this sample report, contact Customer Service at 1-800-237-1369.

* - Denotes test methods that are outside of the ISO 17025 scope of accreditation.

Statements of conformity to specifications are based on the simple acceptance decision rule (JCGM 106:2012)