



WEAR	NORMAL
CONTAMINATION	NORMAL
FLUID CONDITION	NORMAL

Machine Id
414046
 Component
Diesel Engine
 Fluid
PETRO CANADA DURON SHP 15W40 (--- GAL)

RECOMMENDATION

Resample at the next service interval to monitor.

Test	UOM	Method	Limit/Abn	Current	History1	History2
Sample Number		Client Info		GFL0121206	GFL0121216	GFL0118626
Sample Date		Client Info		10 Jul 2024	29 May 2024	06 May 2024
Machine Age	hrs	Client Info		0	0	0
Oil Age	hrs	Client Info		0	0	0
Filter Age	hrs	Client Info		0	0	0
Oil Changed		Client Info		N/A	Not Changd	Not Changd
Filter Changed		Client Info		N/A	Not Changd	Not Changd
Sample Status				NORMAL	ABNORMAL	NORMAL

WEAR

All component wear rates are normal.

Iron	ppm	ASTM D5185m	>110	4	14	11
Chromium	ppm	ASTM D5185m	>4	0	<1	<1
Nickel	ppm	ASTM D5185m	>2	0	1	<1
Titanium	ppm	ASTM D5185m		0	0	0
Silver	ppm	ASTM D5185m	>2	<1	<1	<1
Aluminum	ppm	ASTM D5185m	>25	2	7	5
Lead	ppm	ASTM D5185m	>45	0	2	<1
Copper	ppm	ASTM D5185m	>85	34	▲ 203	56
Tin	ppm	ASTM D5185m	>4	0	<1	0
Vanadium	ppm	ASTM D5185m		0	<1	0
White Metal	scalar	*Visual	NONE	NONE	NONE	NONE
Yellow Metal	scalar	*Visual	NONE	NONE	NONE	NONE

CONTAMINATION

There is no indication of any contamination in the oil.

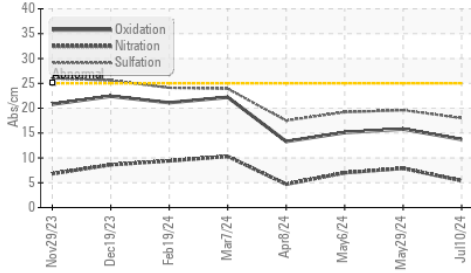
Silicon	ppm	ASTM D5185m	>30	4	8	7
Potassium	ppm	ASTM D5185m	>20	4	21	14
Fuel		WC Method	>5	<1.0	<1.0	<1.0
Water		WC Method	>0.2	NEG	NEG	NEG
Glycol		WC Method		NEG	NEG	NEG
Soot %	%	*ASTM D7844	>3	0.1	0.2	0.2
Nitration	Abs/cm	*ASTM D7624	>20	5.4	7.9	7.0
Sulfation	Abs/.1mm	*ASTM D7415	>30	18.0	19.6	19.2
Silt	scalar	*Visual	NONE	NONE	NONE	NONE
Debris	scalar	*Visual	NONE	NONE	NONE	NONE
Sand/Dirt	scalar	*Visual	NONE	NONE	NONE	NONE
Appearance	scalar	*Visual	NORML	NORML	NORML	NORML
Odor	scalar	*Visual	NORML	NORML	NORML	NORML
Emulsified Water	scalar	*Visual	>0.2	NEG	NEG	NEG

FLUID CONDITION

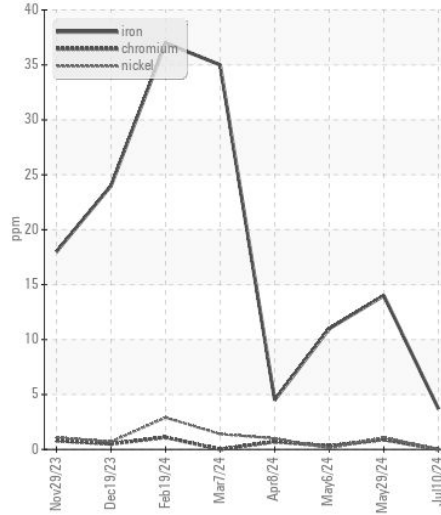
The BN result indicates that there is suitable alkalinity remaining in the oil. The condition of the oil is suitable for further service.

Sodium	ppm	ASTM D5185m		2	3	2
Boron	ppm	ASTM D5185m	0	3	2	6
Barium	ppm	ASTM D5185m	0	0	0	0
Molybdenum	ppm	ASTM D5185m	60	55	59	61
Manganese	ppm	ASTM D5185m	0	0	1	<1
Magnesium	ppm	ASTM D5185m	1010	937	887	938
Calcium	ppm	ASTM D5185m	1070	1079	1129	1214
Phosphorus	ppm	ASTM D5185m	1150	1040	992	1028
Zinc	ppm	ASTM D5185m	1270	1256	1176	1244
Sulfur	ppm	ASTM D5185m	2060	3713	2996	3406
Oxidation	Abs/.1mm	*ASTM D7414	>25	13.7	15.8	15.1
Base Number (BN)	mg KOH/g	ASTM D2896	9.8	8.5	7.1	7.7
Visc @ 100°C	cSt	ASTM D445	15.4	13.9	12.9	13.1

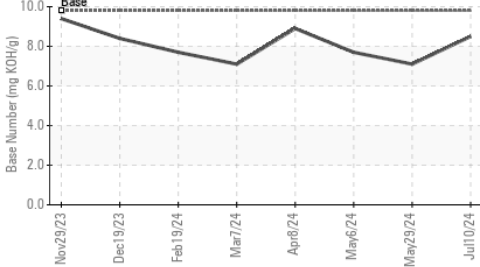
FT-IR (Direct Trend)



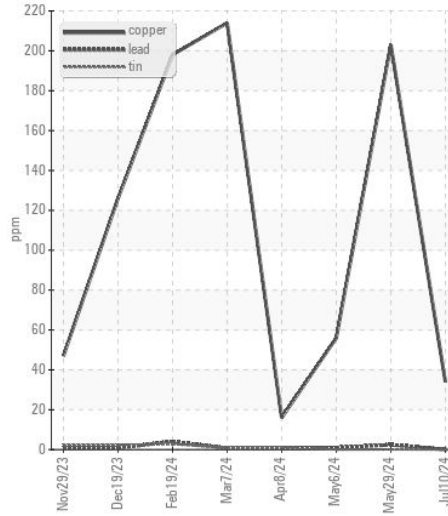
Ferrous Alloys



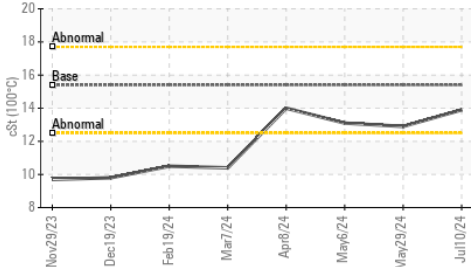
Base Number



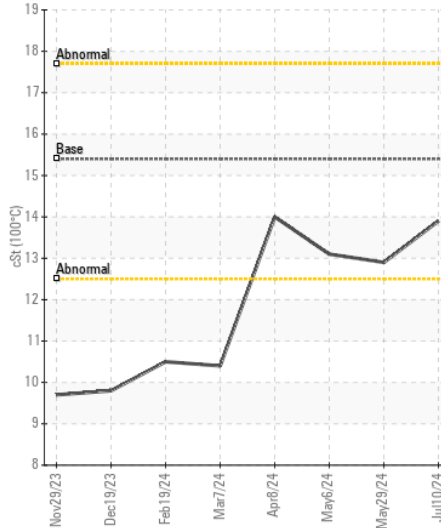
Non-ferrous Metals



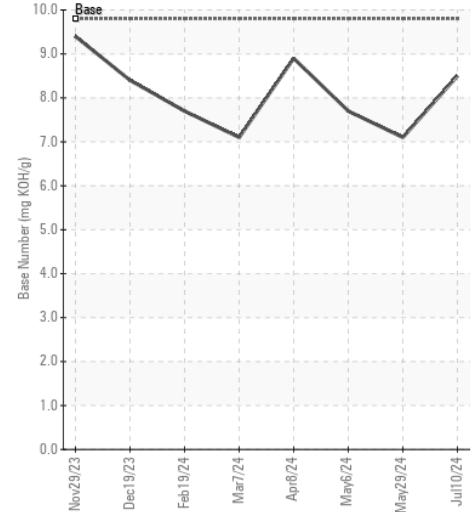
Viscosity @ 100°C



Viscosity @ 100°C



Base Number



Certificate L2367

Laboratory : WearCheck USA - 501 Madison Ave., Cary, NC 27513
Sample No. : GFL0121206
Lab Number : 06240072
Unique Number : 11128906
Test Package : FLEET

Received : 18 Jul 2024
Tested : 19 Jul 2024
Diagnosed : 19 Jul 2024 - Wes Davis

GFL Environmental - 846 - Mayfield Hauling
 3426 State Route 45
 Mayfield, KY
 US 42066

Contact: Jack Lindsey
 jack.lindsey@gflenv.com

T: (270)970-3690

F:

To discuss this sample report, contact Customer Service at 1-800-237-1369.

* - Denotes test methods that are outside of the ISO 17025 scope of accreditation.

Statements of conformity to specifications are based on the simple acceptance decision rule (JCGM 106:2012)