



OIL ANALYSIS REPORT

WEAR	NORMAL
CONTAMINATION	NORMAL
FLUID CONDITION	NORMAL

Machine Id
FORD F350 GEC 1047 (S/N 1FD8W3HT3LED87292)
 Component
Diesel Engine
 Fluid
MOBIL DELVAC 1300 SUPER 10W30 (--- GAL)

RECOMMENDATION

Resample at the next service interval to monitor.

Test	UOM	Method	Limit/Abn	Current	History1	History2
Sample Number		Client Info		TLY0002580	TLY0002254	TLY0001761
Sample Date		Client Info		15 Jul 2024	27 Dec 2023	26 Jun 2023
Machine Age	mls	Client Info		55312	47927	41332
Oil Age	mls	Client Info		47927	41332	6813
Filter Age	mls	Client Info		47927	41332	6813
Oil Changed		Client Info		Changed	Changed	Changed
Filter Changed		Client Info		Changed	Changed	Changed
Sample Status				NORMAL	NORMAL	NORMAL

WEAR

Metal levels are typical for a new component breaking in.

Iron	ppm	ASTM D5185m	>100	27	19	23
Chromium	ppm	ASTM D5185m	>20	2	2	2
Nickel	ppm	ASTM D5185m	>2	<1	<1	<1
Titanium	ppm	ASTM D5185m	>2	0	<1	0
Silver	ppm	ASTM D5185m	>2	0	0	0
Aluminum	ppm	ASTM D5185m	>25	2	2	2
Lead	ppm	ASTM D5185m	>40	0	<1	0
Copper	ppm	ASTM D5185m	>330	2	2	2
Tin	ppm	ASTM D5185m	>15	0	1	<1
Vanadium	ppm	ASTM D5185m		0	<1	0
White Metal	scalar	*Visual	NONE	NONE	NONE	NONE
Yellow Metal	scalar	*Visual	NONE	NONE	NONE	NONE

CONTAMINATION

There is no indication of any contamination in the oil.

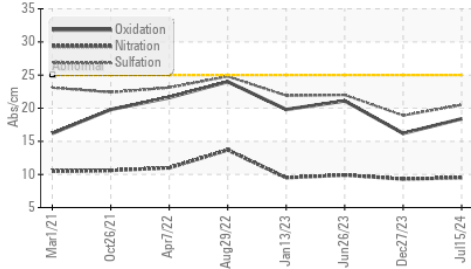
Silicon	ppm	ASTM D5185m	>25	10	4	5
Potassium	ppm	ASTM D5185m	>20	9	0	<1
Fuel		WC Method	>5	<1.0	<1.0	<1.0
Water		WC Method	>0.2	NEG	NEG	NEG
Glycol		WC Method		NEG	NEG	NEG
Soot %	%	*ASTM D7844	>3	0.3	0.3	0.4
Nitration	Abs/cm	*ASTM D7624	>20	9.5	9.3	9.9
Sulfation	Abs/.1mm	*ASTM D7415	>30	20.5	18.9	22.0
Silt	scalar	*Visual	NONE	NONE	NONE	NONE
Debris	scalar	*Visual	NONE	NONE	NONE	NONE
Sand/Dirt	scalar	*Visual	NONE	NONE	NONE	NONE
Appearance	scalar	*Visual	NORML	NORML	NORML	NORML
Odor	scalar	*Visual	NORML	NORML	NORML	NORML
Emulsified Water	scalar	*Visual	>0.2	NEG	NEG	NEG

FLUID CONDITION

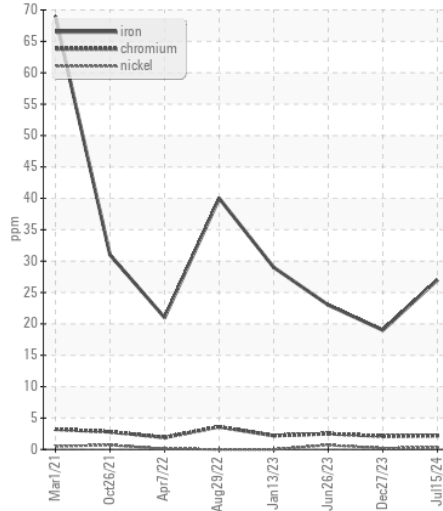
The BN result indicates that there is suitable alkalinity remaining in the oil. The condition of the oil is suitable for further service.

Sodium	ppm	ASTM D5185m		50	3	<1
Boron	ppm	ASTM D5185m		16	11	30
Barium	ppm	ASTM D5185m		0	0	0
Molybdenum	ppm	ASTM D5185m		60	63	45
Manganese	ppm	ASTM D5185m		<1	<1	<1
Magnesium	ppm	ASTM D5185m		755	920	513
Calcium	ppm	ASTM D5185m		1312	1166	1551
Phosphorus	ppm	ASTM D5185m		875	1031	782
Zinc	ppm	ASTM D5185m		1118	1213	925
Sulfur	ppm	ASTM D5185m		2703	3085	2419
Oxidation	Abs/.1mm	*ASTM D7414	>25	18.4	16.2	21.1
Base Number (BN)	mg KOH/g	ASTM D2896	10.5	8.3	8.0	9.1
Visc @ 100°C	cSt	ASTM D445	11.9	10.3	10.3	10.5

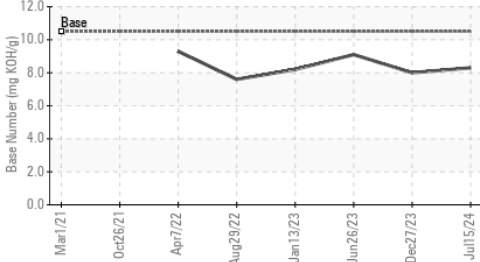
FT-IR (Direct Trend)



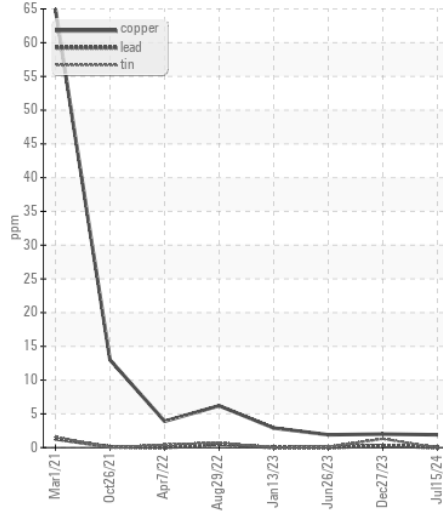
Ferrous Alloys



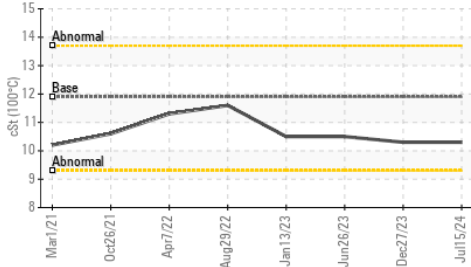
Base Number



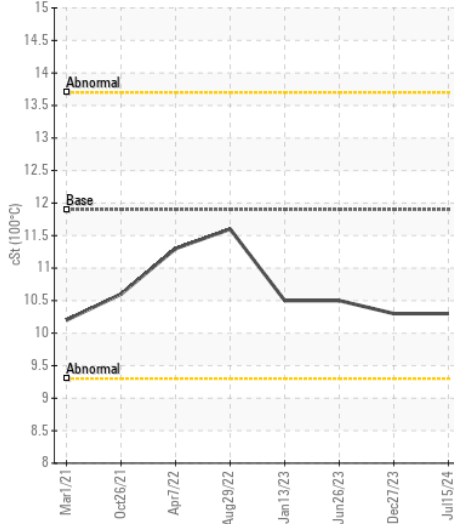
Non-ferrous Metals



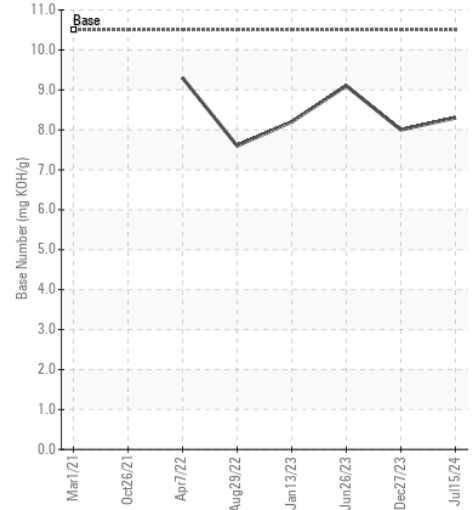
Viscosity @ 100°C



Viscosity @ 100°C



Base Number



Certificate L2367

Laboratory : WearCheck USA - 501 Madison Ave., Cary, NC 27513
Sample No. : TLY0002580 **Received** : 18 Jul 2024
Lab Number : 06241137 **Tested** : 19 Jul 2024
Unique Number : 11129971 **Diagnosed** : 19 Jul 2024 - Wes Davis
Test Package : CONST (Additional Tests: TBN)

GAINES & COMPANY
 112 WESTMINSTER RD
 REISTERSTOWN, MD
 US 21136

Contact: LANCE TANCRAITOR
 ltancraitor@gainesandco.com
 T: (410)833-9833

To discuss this sample report, contact Customer Service at 1-800-237-1369.

* - Denotes test methods that are outside of the ISO 17025 scope of accreditation.

Statements of conformity to specifications are based on the simple acceptance decision rule (JCGM 106:2012)

F: