



WEAR	NORMAL
CONTAMINATION	NORMAL
FLUID CONDITION	NORMAL

Area
(YA154622) Whiteville NC

Machine Id
3858

Component
Diesel Engine

Fluid
PETRO CANADA DURON SHP 15W40 (11 GAL)

RECOMMENDATION

Resample at the next service interval to monitor.

Test	UOM	Method	Limit/Abn	Current	History1	History2
Sample Number		Client Info		GFL0110519	GFL0110481	GFL0083369
Sample Date		Client Info		17 Jul 2024	18 Jun 2024	12 Jan 2024
Machine Age	hrs	Client Info		11863	11737	11215
Oil Age	hrs	Client Info		126	522	600
Filter Age	hrs	Client Info		126	0	0
Oil Changed		Client Info		Not Changd	Changed	Changed
Filter Changed		Client Info		N/A	Changed	Changed
Sample Status				NORMAL	NORMAL	NORMAL

WEAR

All component wear rates are normal.

Iron	ppm	ASTM D5185m	>165	2	9	4
Chromium	ppm	ASTM D5185m	>5	0	<1	0
Nickel	ppm	ASTM D5185m	>4	0	0	0
Titanium	ppm	ASTM D5185m	>2	0	<1	0
Silver	ppm	ASTM D5185m	>2	0	0	0
Aluminum	ppm	ASTM D5185m	>20	<1	2	<1
Lead	ppm	ASTM D5185m	>150	0	<1	<1
Copper	ppm	ASTM D5185m	>90	0	<1	<1
Tin	ppm	ASTM D5185m	>5	0	0	<1
Vanadium	ppm	ASTM D5185m		0	<1	0
White Metal	scalar	*Visual	NONE	NONE	NONE	NONE
Yellow Metal	scalar	*Visual	NONE	NONE	NONE	NONE

CONTAMINATION

There is no indication of any contamination in the oil.

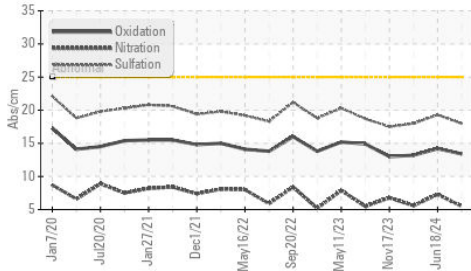
Silicon	ppm	ASTM D5185m	>35	3	3	4
Potassium	ppm	ASTM D5185m	>20	<1	5	1
Fuel		WC Method	>3.0	<1.0	<1.0	<1.0
Water		WC Method	>0.2	NEG	NEG	NEG
Glycol		WC Method		NEG	NEG	NEG
Soot %	%	*ASTM D7844	>7.5	0.2	0.7	0.4
Nitration	Abs/cm	*ASTM D7624	>20	5.5	7.3	5.6
Sulfation	Abs/.1mm	*ASTM D7415	>30	18.0	19.3	18.0
Silt	scalar	*Visual	NONE	NONE	NONE	NONE
Debris	scalar	*Visual	NONE	NONE	NONE	NONE
Sand/Dirt	scalar	*Visual	NONE	NONE	NONE	NONE
Appearance	scalar	*Visual	NORML	NORML	NORML	NORML
Odor	scalar	*Visual	NORML	NORML	NORML	NORML
Emulsified Water	scalar	*Visual	>0.2	NEG	NEG	NEG

FLUID CONDITION

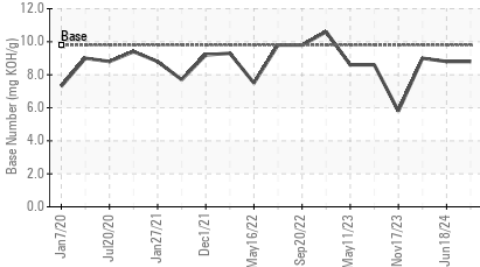
The BN result indicates that there is suitable alkalinity remaining in the oil. The condition of the oil is suitable for further service.

Sodium	ppm	ASTM D5185m		6	4	3
Boron	ppm	ASTM D5185m	0	14	0	0
Barium	ppm	ASTM D5185m	0	0	0	0
Molybdenum	ppm	ASTM D5185m	60	56	62	57
Manganese	ppm	ASTM D5185m	0	0	<1	<1
Magnesium	ppm	ASTM D5185m	1010	886	1061	1021
Calcium	ppm	ASTM D5185m	1070	1078	1201	1087
Phosphorus	ppm	ASTM D5185m	1150	979	1148	1003
Zinc	ppm	ASTM D5185m	1270	1140	1410	1280
Sulfur	ppm	ASTM D5185m	2060	3393	3854	3160
Oxidation	Abs/.1mm	*ASTM D7414	>25	13.4	14.2	13.2
Base Number (BN)	mg KOH/g	ASTM D2896	9.8	8.8	8.8	9.0
Visc @ 100°C	cSt	ASTM D445	15.4	14.1	14.3	14.2

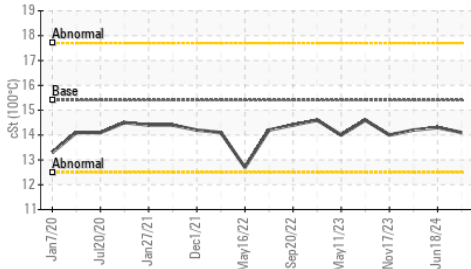
FT-IR (Direct Trend)



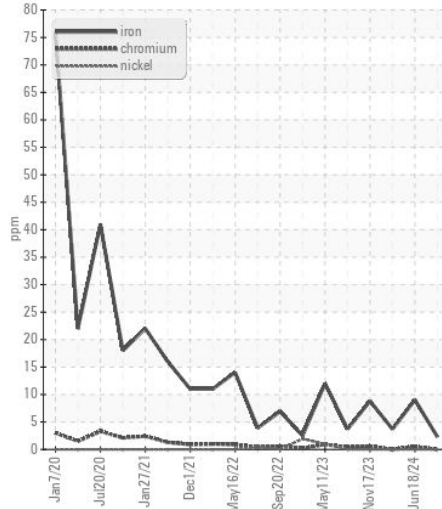
Base Number



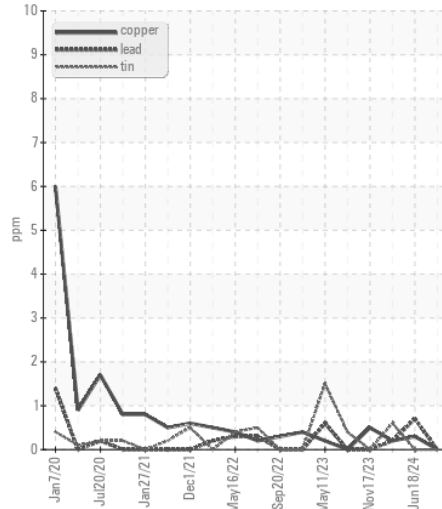
Viscosity @ 100°C



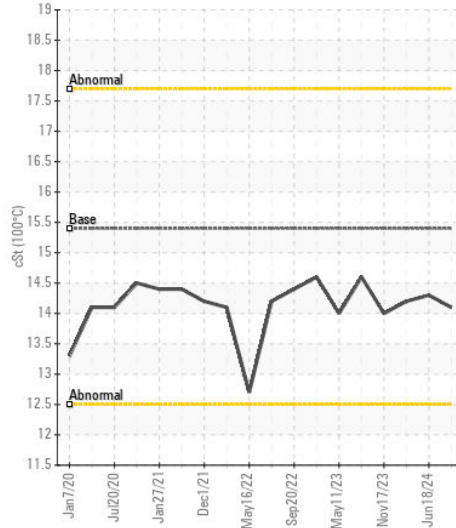
Ferrous Alloys



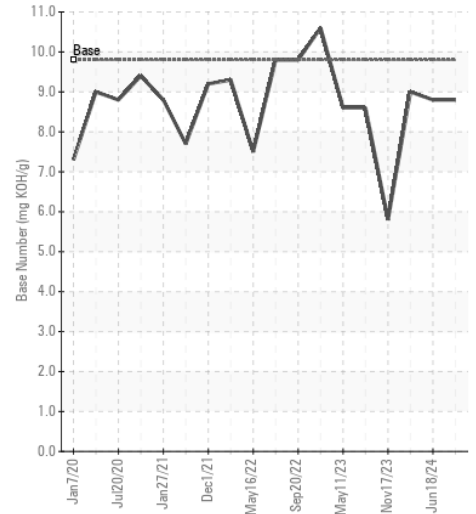
Non-ferrous Metals



Viscosity @ 100°C



Base Number



Certificate L2367

Laboratory : WearCheck USA - 501 Madison Ave., Cary, NC 27513
Sample No. : GFL0110519
Lab Number : 06241341
Unique Number : 11130175
Test Package : FLEET

Received : 19 Jul 2024
Tested : 20 Jul 2024
Diagnosed : 20 Jul 2024 - Wes Davis

GFL Environmental - 108 - Whiteville
 5240 James B White Hwy South
 Whiteville, NC
 US 28472

Contact: Victor McGee
 victor.mcgee@gflenv.com

To discuss this sample report, contact Customer Service at 1-800-237-1369.

* - Denotes test methods that are outside of the ISO 17025 scope of accreditation.

Statements of conformity to specifications are based on the simple acceptance decision rule (JCGM 106:2012)

T:
 F: