



WEAR	NORMAL
CONTAMINATION	NORMAL
FLUID CONDITION	NORMAL

Machine Id
2026815
 Component
Diesel Engine
 Fluid
PETRO CANADA DURON SHP 10W30 (--- GAL)

RECOMMENDATION

Resample at the next service interval to monitor. Please specify the component make and model with your next sample.

Test	UOM	Method	Limit/Abn	Current	History1	History2
Sample Number		Client Info		PCA0123628	PCA0104912	PCA0098150
Sample Date		Client Info		18 Jul 2024	31 Aug 2023	19 May 2023
Machine Age	mls	Client Info		0	288268	288268
Oil Age	mls	Client Info		0	288268	288268
Filter Age	mls	Client Info		0	0	0
Oil Changed		Client Info		N/A	N/A	N/A
Filter Changed		Client Info		N/A	N/A	N/A
Sample Status				NORMAL	NORMAL	NORMAL

WEAR

All component wear rates are normal.

Iron	ppm	ASTM D5185m	>100	45	24	22
Chromium	ppm	ASTM D5185m	>20	<1	<1	<1
Nickel	ppm	ASTM D5185m	>4	2	0	<1
Titanium	ppm	ASTM D5185m		0	0	0
Silver	ppm	ASTM D5185m	>3	0	0	0
Aluminum	ppm	ASTM D5185m	>20	5	<1	1
Lead	ppm	ASTM D5185m	>40	2	2	2
Copper	ppm	ASTM D5185m	>330	11	7	14
Tin	ppm	ASTM D5185m	>15	<1	<1	1
Vanadium	ppm	ASTM D5185m		0	0	0
White Metal	scalar	*Visual	NONE	NONE	NONE	NONE
Yellow Metal	scalar	*Visual	NONE	NONE	NONE	NONE

CONTAMINATION

There is no indication of any contamination in the oil.

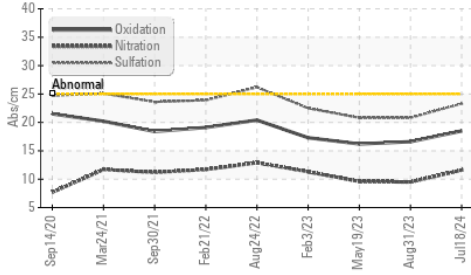
Silicon	ppm	ASTM D5185m	>25	8	5	5
Potassium	ppm	ASTM D5185m	>20	3	5	6
Fuel		WC Method	>5	<1.0	<1.0	<1.0
Water		WC Method	>0.2	NEG	NEG	NEG
Glycol		WC Method		NEG	NEG	NEG
Soot %	%	*ASTM D7844	>3	0.8	0.6	0.7
Nitration	Abs/cm	*ASTM D7624	>20	11.6	9.5	9.6
Sulfation	Abs/.1mm	*ASTM D7415	>30	23.3	20.8	20.8
Silt	scalar	*Visual	NONE	NONE	NONE	NONE
Debris	scalar	*Visual	NONE	NONE	NONE	NONE
Sand/Dirt	scalar	*Visual	NONE	NONE	NONE	NONE
Appearance	scalar	*Visual	NORML	NORML	NORML	NORML
Odor	scalar	*Visual	NORML	NORML	NORML	NORML
Emulsified Water	scalar	*Visual	>0.2	NEG	NEG	NEG

FLUID CONDITION

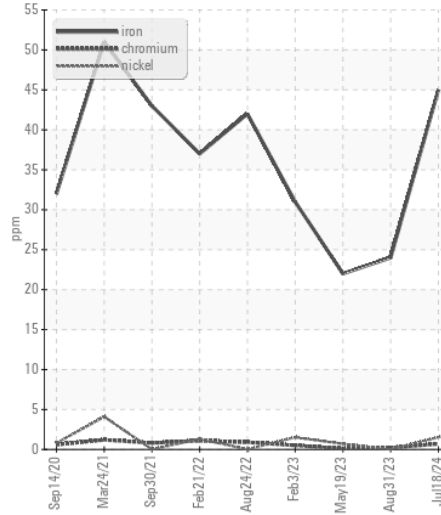
The BN result indicates that there is suitable alkalinity remaining in the oil. The condition of the oil is suitable for further service.

Sodium	ppm	ASTM D5185m		2	1	0
Boron	ppm	ASTM D5185m	2	7	0	0
Barium	ppm	ASTM D5185m	0	0	0	0
Molybdenum	ppm	ASTM D5185m	50	68	63	66
Manganese	ppm	ASTM D5185m	0	<1	<1	<1
Magnesium	ppm	ASTM D5185m	950	881	1006	848
Calcium	ppm	ASTM D5185m	1050	1137	1129	1112
Phosphorus	ppm	ASTM D5185m	995	891	945	932
Zinc	ppm	ASTM D5185m	1180	1201	1261	1154
Sulfur	ppm	ASTM D5185m	2600	2782	3461	2852
Oxidation	Abs/.1mm	*ASTM D7414	>25	18.5	16.6	16.2
Base Number (BN)	mg KOH/g	ASTM D2896		5.2	6.4	7.0
Visc @ 100°C	cSt	ASTM D445	12.00	10.9	11.1	10.9

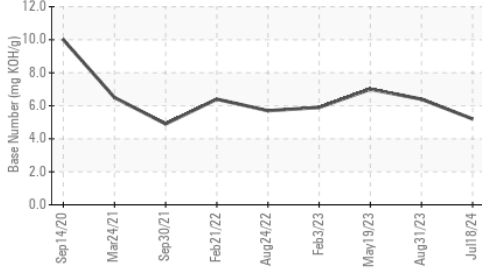
FT-IR (Direct Trend)



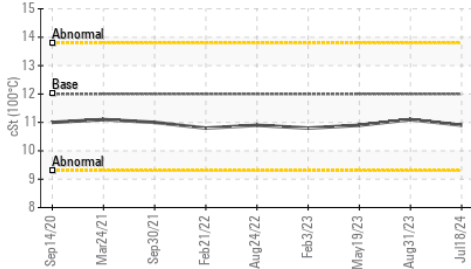
Ferrous Alloys



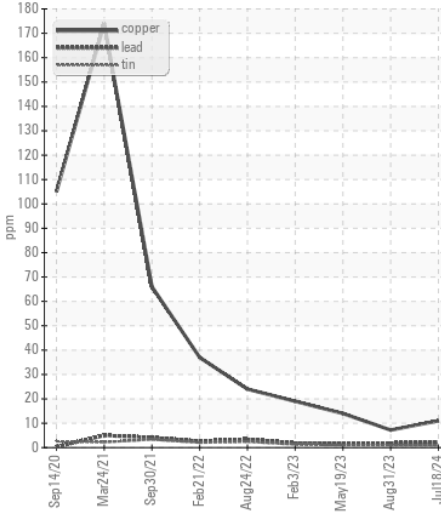
Base Number



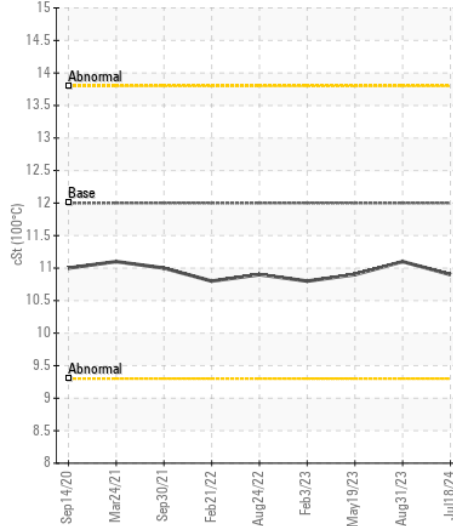
Viscosity @ 100°C



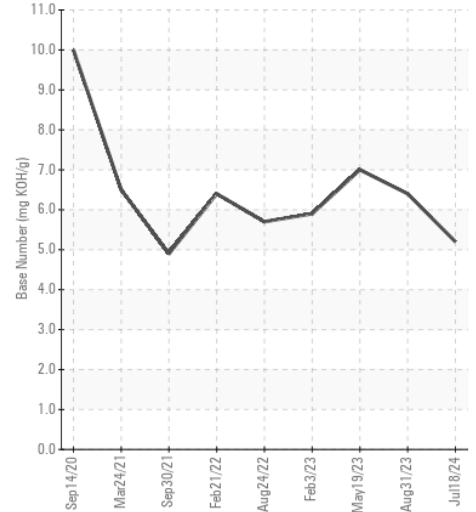
Non-ferrous Metals



Viscosity @ 100°C



Base Number



Certificate L2367

Laboratory : WearCheck USA - 501 Madison Ave., Cary, NC 27513
Sample No. : PCA0123628
Lab Number : 06241430
Unique Number : 11130264
Test Package : FLEET

Received : 19 Jul 2024
Tested : 20 Jul 2024
Diagnosed : 20 Jul 2024 - Wes Davis

PERDUE FARMS - DILLON
 2047 HWY 9 WEST
 DILLON, SC
 US 29536

Contact: KEVIN HOOKS
 kevin.hooks@perdue.com
 T: (843)841-8069
 F: (843)841-8070

To discuss this sample report, contact Customer Service at 1-800-237-1369.

* - Denotes test methods that are outside of the ISO 17025 scope of accreditation.

Statements of conformity to specifications are based on the simple acceptance decision rule (JCGM 106:2012)