

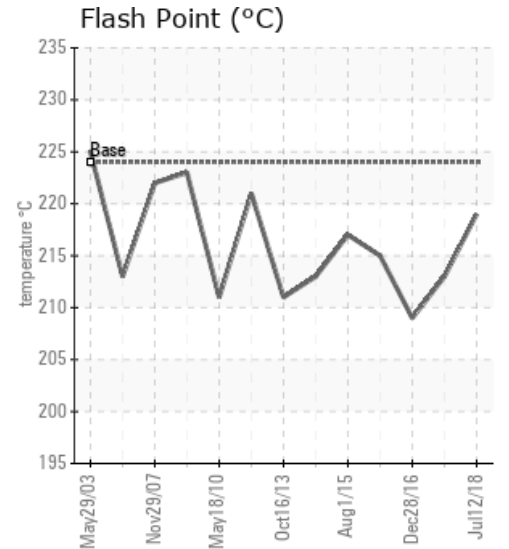
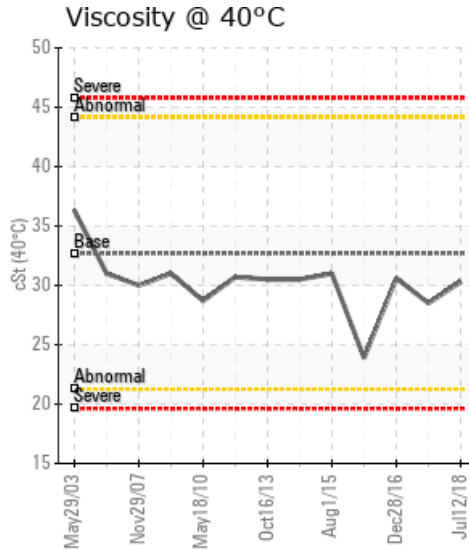
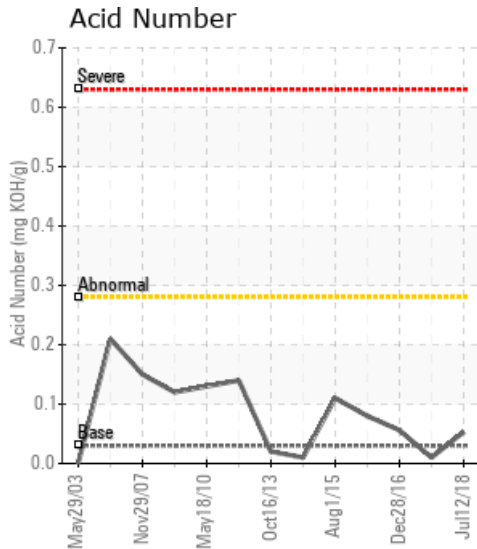
UNIT 5005

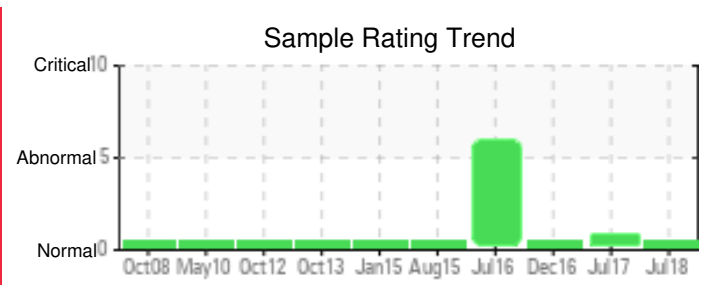
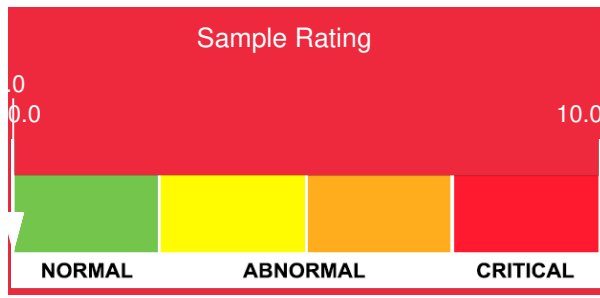
Customer: PTRHTF10082	System Information	Sample Information
JASPER RUBBER 1010 FIRST AVE JASPER, IN 47546 USA Attn: MIKE ACKERMAN Tel: (812)482-6666 E-Mail: mike@ackoil.com	System Volume: 260 gal Bulk Operating Temp: 424F / 218C Heating Source: Blanket: Fluid: PETRO CANADA CALFLO AF Make: KONUS	Lab No: 02229331 Analyst: Joe Goecke Sample Date: 07/12/18 Received Date: 07/19/18 Completed: 07/21/18 To discuss this report contact Joe Goecke at (859)543-0092

Recommendation: Sample looks good. Continue to use and resample at next scheduled interval.

Comments:

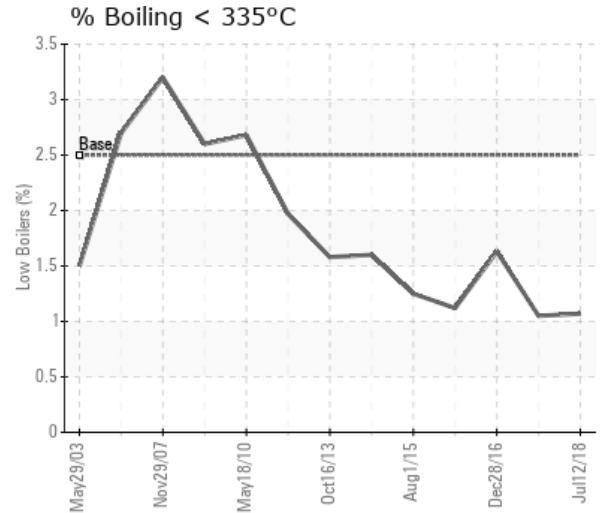
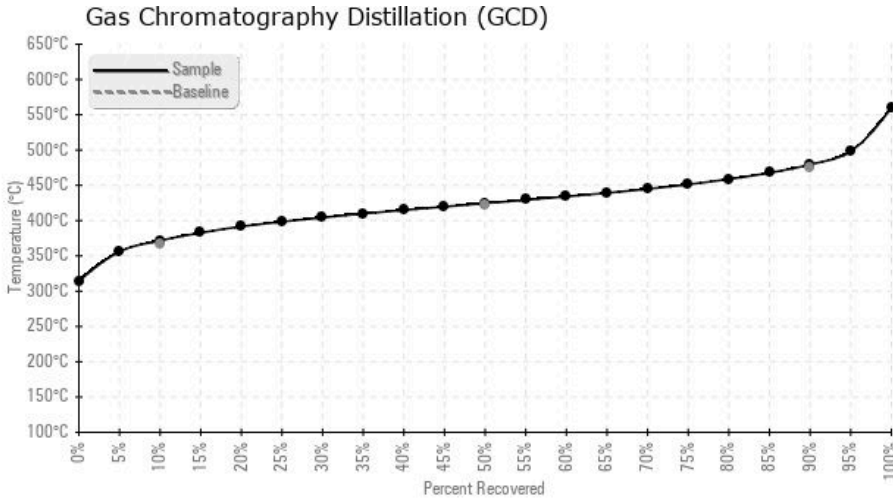
Sample Date	Received Date	Fluid Age	Sample Location	Flash Point (COC)	Water (KF)	Viscosity (40°C)	Acid Number	Solids	GCD 10%	GCD 50%	GCD 90%	GCD % < 335°C
	mm/dd/yy			°F/°C	ppm	cSt	mg/KOH/g	%wt	°F/°C	°F/°C	°F/°C	%
07/12/18	07/19/18	54942h		426 / 219	10.4	30.3	0.053	0.053	701 / 372	796 / 425	895 / 480	1.07
07/03/17	07/28/17	46084h		415 / 213	19.0	28.5	0.01	0.185	702 / 372	800 / 427	909 / 487	1.05
12/28/16	01/03/17	41599h		408 / 209	5.4	30.6	0.056	0.053	695 / 368	798 / 426	902 / 483	1.63
07/30/16	08/19/16	37289h		419 / 215	19.1	23.9	0.08	0.066	696 / 369	789 / 421	884 / 474	1.12
08/01/15	08/13/15	26680h		423 / 217	0.00	31.0	0.11	0.040	701 / 371	804 / 429	904 / 485	1.25
01/08/15	01/12/15	0h		415 / 213	6.4	30.5	0.01	0.092	693 / 367	794 / 424	893 / 479	1.60
Baseline Data				435 / 224		32.7	0.03		693 / 367	790 / 421	887 / 475	2.5





Sample Date	Iron	Chromium	Nickel	Aluminum	Copper	Lead	Tin	Cadmium	Silver	Vanadium	Silicon	Sodium	Potassium	Titanium	Molybdenum	Antimony	Manganese	Lithium	Boron	Magnesium	Calcium	Barium	Phosphorus	Zinc
07/12/18	0	0	0	0	0	0	0	0	0	0	0	0	0	0	0	0	0	0	0	1	0	0	15	0
07/03/17	0	0	0	0	0	0	0	0	0	0	1	0	0	0	0	0	0	0	1	0	0	0	17	0
12/28/16	0	0	0	0	0	0	0	0	0	0	0	0	0	0	0	0	0	0	0	0	0	0	21	0
07/30/16	0	0	0	0	0	0	0	0	0	0	0	0	0	0	0	0	0	0	0	0	0	0	17	0
08/01/15	0	0	0	0	0	0	0	0	0	0	0	2	0	0	0	0	0	0	0	0	0	0	43	0
01/08/15	0	0	0	0	0	0	0	0	0	0	0	0	0	0	0	0	0	0	0	0	0	0	17	0
Baseline Data			0	0						0			0	0					0				270	

Elemental analysis results (above) in parts per million (ppm). [10,000 ppm = 1.0%]



Historical Comments

07/03/17	Analysis looks good, new issues resample at next interval. (GCD) 90% Distillation Point is marginally high.
12/28/16	Current system looks to be in good condition. Continue operating and resample at next scheduled interval.
07/30/16	Viscosity is very low at 23.9. Reason for red. Although flash point is still good. Suggest resampling at half normal cycle or partial change to increase viscosity.
08/01/15	This sample is in good condition and suitable for further use. Sample again at next maintenance interval.
01/08/15	No issues with this sample. Re-sample at next maintenance interval.

Petro-Canada makes no representation or warranty of any kind, either express or implied, as to the accuracy or completeness of the analysis and assumes no responsibility and shall have no liability whatsoever with respect to such analysis, or a party's use of it. Petro-Canada is a division of HollyFrontier Corporation.