

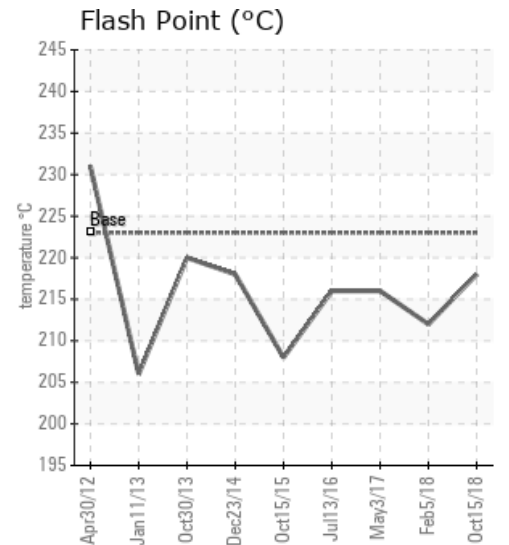
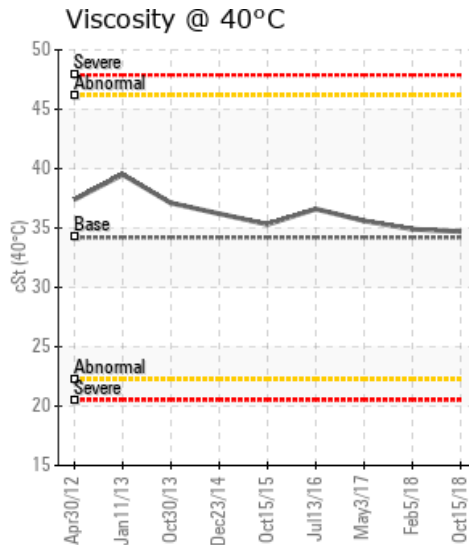
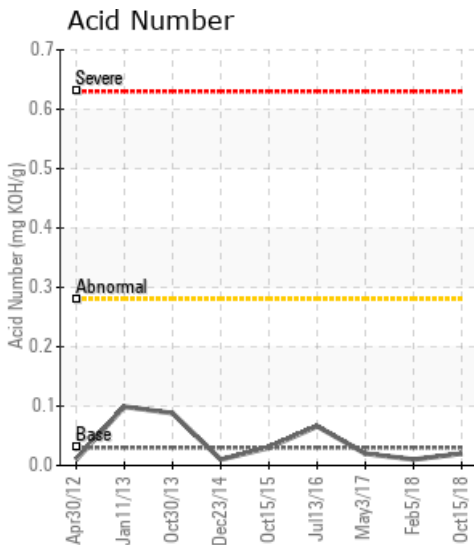
CLEAVER BROOKS

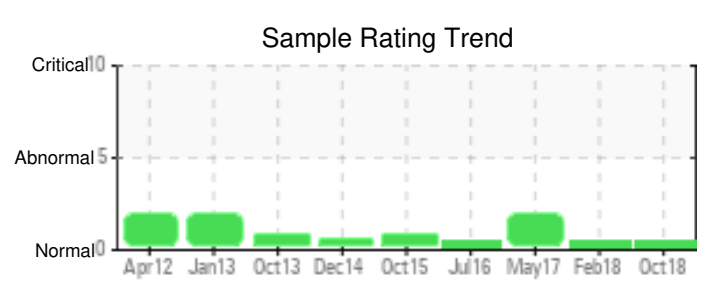
Customer: PTRHTF30020	System Information	Sample Information
IKO INDUSTRIES HAWKESBURY 1451 SPENCE ROAD HI-PARTS-HAWK YARD HAWKESBURY, ON K6A 3T4 Canada Attn: FLORENTIN TOPA Tel: (613)632-8581 E-Mail: florentin.topa@iko.com	System Volume: 10000 ltr Bulk Operating Temp: 491F / 255C Heating Source: Blanket: Fluid: PETRO CANADA PETRO-THERM Make: CLEAVER BROOKS	Lab No: 02245905 Analyst: Pierre Castagne Sample Date: 10/15/18 Received Date: 10/18/18 Completed: 10/22/18 To discuss this report contact Pierre Castagne at 905-285-8278

Recommendation: Le fluide caloporteur est ok.

Comments:

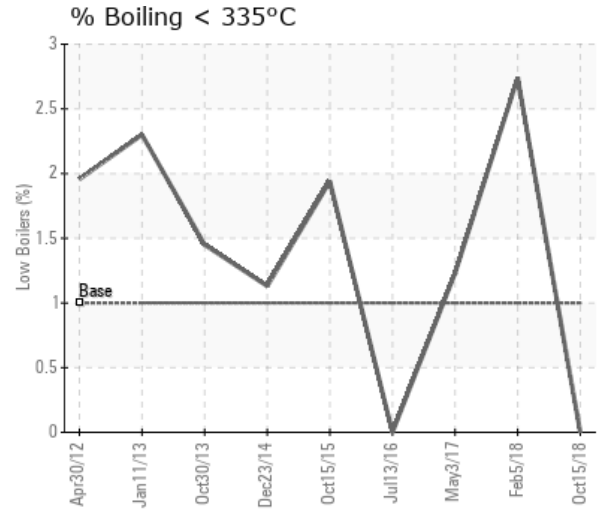
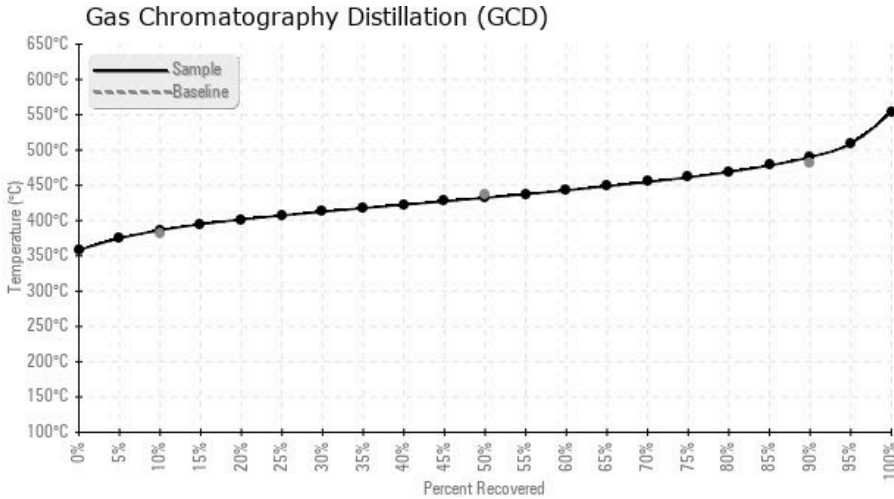
Sample Date	Received Date	Fluid Age	Sample Location	Flash Point (COC)	Water (KF)	Viscosity (40°C)	Acid Number	Solids	GCD 10%	GCD 50%	GCD 90%	GCD % < 335°C
	mm/dd/yy			°F/°C	ppm	cSt	mg/KOH/g	%wt	°F/°C	°F/°C	°F/°C	%
10/15/18	10/18/18	10y		424 / 218	16.4	34.7	0.02	0.028	727 / 386	810 / 432	914 / 490	0.00
02/05/18	02/22/18	10y		414 / 212	6.1	34.9	0.01	0.024	704 / 373	809 / 431	915 / 491	2.74
05/03/17	05/11/17	10y	HOT OIL SYSTEM	421 / 216	11.7	35.6	0.02	0.047	713 / 379	814 / 434	944 / 507	1.23
07/13/16	07/18/16	10y	HOT OIL SYSTEM	421 / 216	0.00	36.6	0.066	0.045	720 / 382	803 / 428	901 / 483	0.00
10/15/15	10/28/15	10y	HOT OIL SYSTEM	406 / 208	0.00	35.3	0.03	0.043	711 / 377	813 / 434	931 / 499	1.94
12/23/14	12/24/14	10y	CLEAR BROOKS OIL HEA	424 / 218	7.6	36.2	0.01	0.055	716 / 380	818 / 437	924 / 495	1.13
Baseline Data				433 / 223		34.2	0.03		720 / 382	817 / 436	900 / 482	1.00





Sample Date	Iron	Chromium	Nickel	Aluminum	Copper	Lead	Tin	Cadmium	Silver	Vanadium	Silicon	Sodium	Potassium	Titanium	Molybdenum	Antimony	Manganese	Lithium	Boron	Magnesium	Calcium	Barium	Phosphorus	Zinc
10/15/18	5	0	0	0	0	0	0	0	0	0	0	0	0	0	0	0	0	0	0	0	0	0	0	0
02/05/18	3	0	0	0	0	0	0	0	0	0	0	0	0	0	0	0	0	0	0	0	0	0	0	0
05/03/17	5	0	0	0	0	0	0	0	0	0	0	0	0	0	0	0	0	0	0	0	3	0	0	0
07/13/16	1	0	0	0	0	0	0	0	0	0	0	0	0	0	0	0	0	0	0	0	0	0	0	0
10/15/15	3	0	0	0	0	0	0	0	0	0	0	0	0	0	0	0	0	0	0	0	0	0	0	0
12/23/14	4	0	0	0	0	0	0	0	0	0	0	0	0	0	0	0	0	0	0	0	0	0	0	0
Baseline Data			0	0						0			0	0					0				0	

Elemental analysis results (above) in parts per million (ppm). [10,000 ppm = 1.0%]



Historical Comments	
02/05/18	High boilers (GCD @ 90%) increase viscosity, as a result carbon deposit settle in low flow/disturbance areas and foul heat exchange surfaces. Looking at the curve, it appears that a low viscosity oil mixture has occurred.
05/03/17	The Low boilers GCD @10% are within specification (this could be the result of topping-up the oil) although the flash point is lower than the Petro-Therm oil specification (216°C versus 225°C specification), this suggests some oil craking is taking place. The High boilers GCD @ 90% are higher than the specification; this normally causes the viscosity of the oil to increase and carbon deposits. (GCD) 90% Distillation Point is severely high.
07/13/16	Sample is OK for continuous use, Re-sample at appropriate sample date
10/15/15	The oil is in good condition and can stay in service until next sampling. We recommend a new sample in 12 months. GCD 90% Distillation Point is abnormally high and will be monitored closely on any future samples. (GCD) 90% Distillation Point is abnormally high.
12/23/14	The oil is in good condition and can stay in service until next sampling. We recommend a new sample in 12 months. (GCD) 90% Distillation Point is marginally high.

Petro-Canada makes no representation or warranty of any kind, either express or implied, as to the accuracy or completeness of the analysis and assumes no responsibility and shall have no liability whatsoever with respect to such analysis, or a party's use of it. Petro-Canada is a division of HollyFrontier Corporation.