

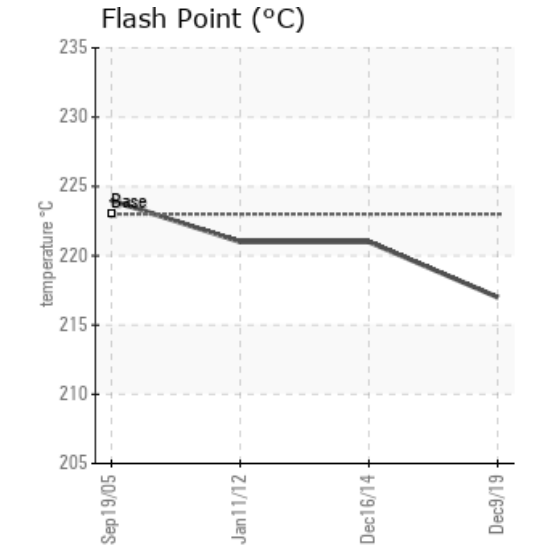
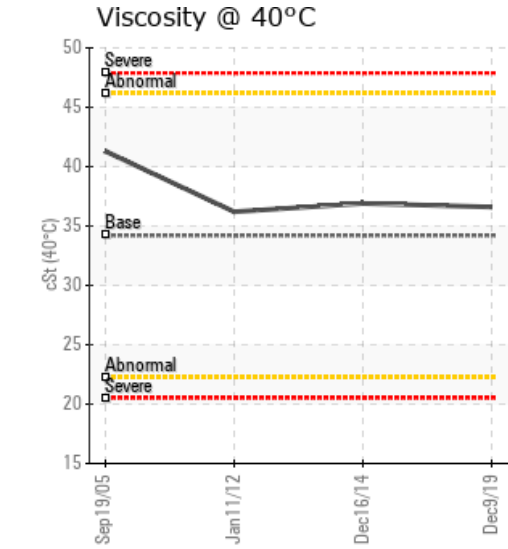
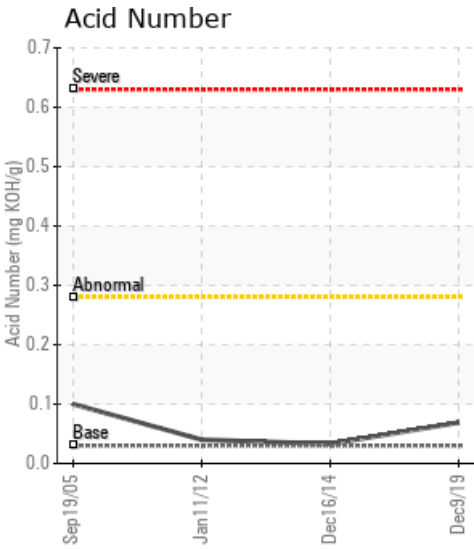
HEAT TRANSFER SYSTEM

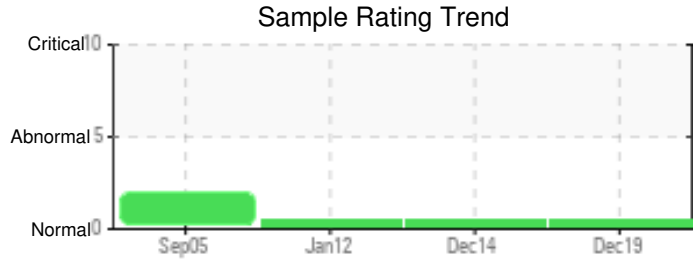
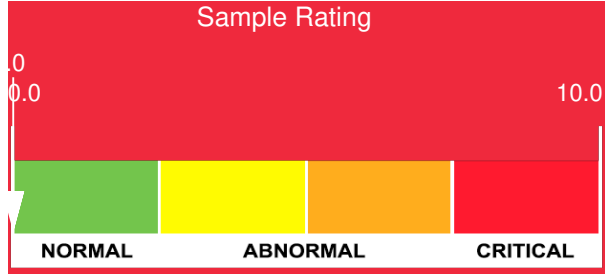
Customer: PTRHTF20034	System Information	Sample Information
NORTHLAND FOREST PRODUCTS P.O. BOX 5306 FT MCMURRAY, AB T9H 3G4 Canada Attn: Todd Grant Tel: (780)713-6819 E-Mail: toddg@nfpl.ca	System Volume: 17500 ltr Bulk Operating Temp: 410F / 210C Heating Source: Blanket: Fluid: PETRO CANADA PETRO-THERM Make: TEAFORD	Lab No: 02327208 Analyst: Benjamin Latorre Sample Date: 12/09/19 Received Date: 12/16/19 Completed: 01/08/20

Recommendation: Test results are normal. No immediate action required. Resample at the next interval.

Comments:

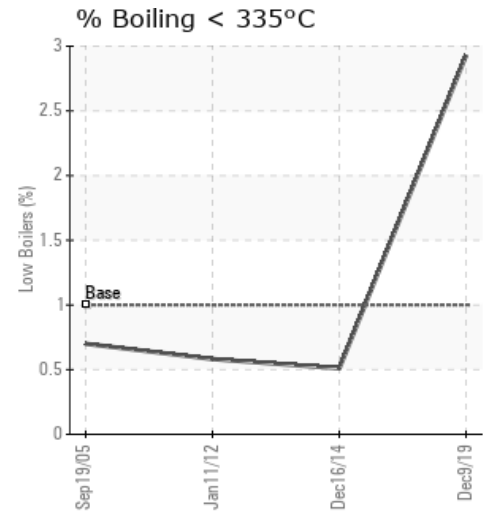
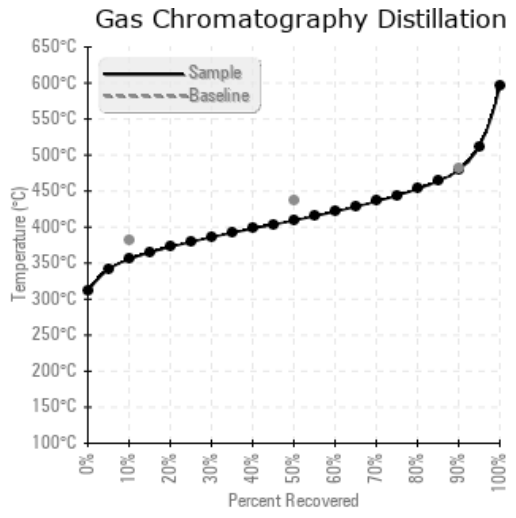
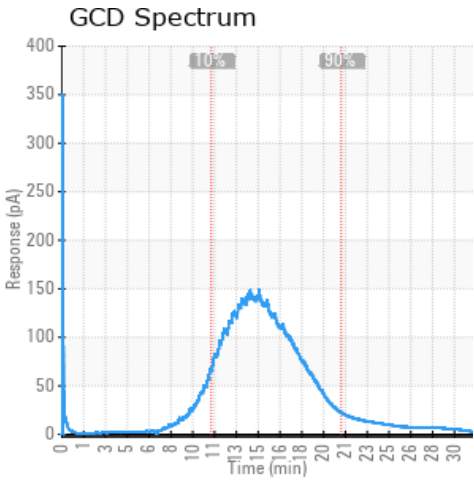
Sample Date	Received Date	Fluid Age	Sample Location	Flash Point (COC)	Water (KF)	Viscosity (40°C)	Acid Number	Solids	GCD 10%	GCD 50%	GCD 90%	GCD % < 335°C
	mm/dd/yy			°F/°C	ppm	cSt	mg/KOH/g	%wt	°F/°C	°F/°C	°F/°C	%
12/09/19	12/16/19	12y	FILTER	423 / 217	7.8	36.6	0.069	0.098	671 / 355	769 / 409	894 / 479	2.93
12/16/14	12/19/14	10y	OIL FILTER OUTLET	430 / 221	18.9	36.9	0.033	0.042	695 / 369	789 / 420	901 / 483	0.51
01/11/12	01/16/12			430 / 221	55	36.2	0.04	0.001	716 / 380	806 / 430	899 / 482	0.582
09/19/05	09/19/05			435 / 224	109	41.3	0.1		712 / 378		932 / 500	0.7
Baseline Data				433 / 223		34.2	0.03		720 / 382	817 / 436	900 / 482	1.00





Sample Date	Iron	Chromium	Nickel	Aluminum	Copper	Lead	Tin	Cadmium	Silver	Vanadium	Silicon	Sodium	Potassium	Titanium	Molybdenum	Antimony	Manganese	Lithium	Boron	Magnesium	Calcium	Barium	Phosphorus	Zinc
12/09/19	0	0	0	0	0	0	0	0	0	0	0	0	0	0	0	0	0	0	0	0	0	0	0	0
12/16/14	0	0	0	0	0	0	0	0	0	0	0	0	0	0	0	0	0	0	0	0	0	0	0	0
01/11/12	0	0	0	0	0	0	1	0	0	0	0	0	0	0	0	0	0	0	1	1	0	2	8	1
09/19/05	4	0	0	0	0	2	0	0	0	0	0	1	0	0	0	0	0	0	0	0	0	0	0	0
Baseline Data			0	0						0			0	0					0				0	

Elemental analysis results (above) in parts per million (ppm). [10,000 ppm = 1.0%]



Historical Comments

12/16/14	This sample looks good and does not indicate any problems. Resample in 12 months.
01/11/12	If the sample was to investigate a specific concern you can discuss with your local technical advisor. However all test results indicate the oil is in great condition, no results are color coded which means they're too good to even be categorized and they are all severity "0". Please try to re-sample every 6-9 months, yearly at a minimum.
09/19/05	

Petro-Canada makes no representation or warranty of any kind, either express or implied, as to the accuracy or completeness of the analysis and assumes no responsibility and shall have no liability whatsoever with respect to such analysis, or a party's use of it. Petro-Canada is a division of HollyFrontier Corporation.