

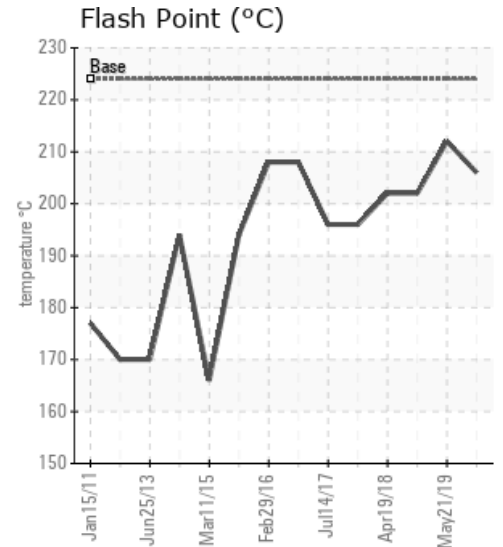
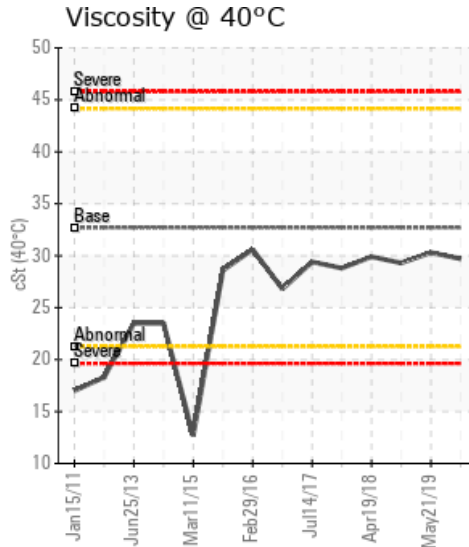
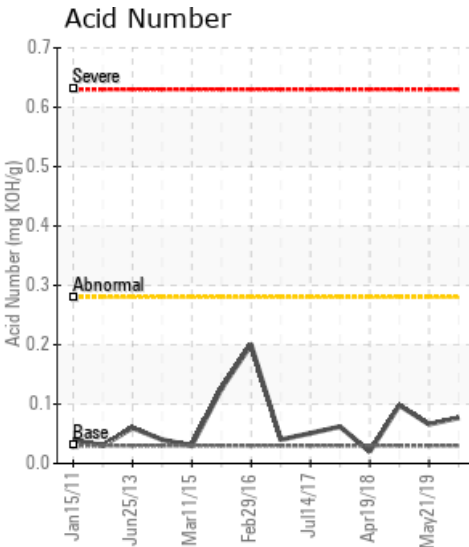
ECLIPSE HEATER

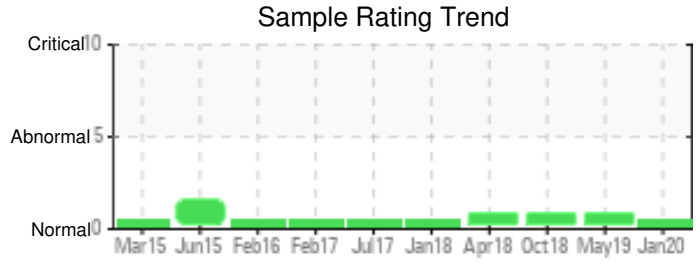
Customer: PTRHTF10059	System Information	Sample Information
CERTAINTEED - SAINT GOBAIN 11519 US RT 250 N MILAN, OH 44846 USA Attn: DAVE BLAKELY Tel: (419)541-0843 E-Mail: dave.l.blakely@saint-gobain.com	System Volume: 605 gal Bulk Operating Temp: 525F / 274C Heating Source: Blanket: Fluid: PETRO CANADA CALFLO AF Make: FIRST THERMO	Lab No: 02332559 Analyst: Gaston Arseneault Sample Date: 01/09/20 Received Date: 01/17/20 Completed: 01/23/20 Gaston Arseneault gaston.arseneault@petrocanadalsp.com

Recommendation: The condition of the oil is virtually unchanged since May 2019. all properties are normal and looking good. Keep up the good work and sample at next scheduled interval

Comments:

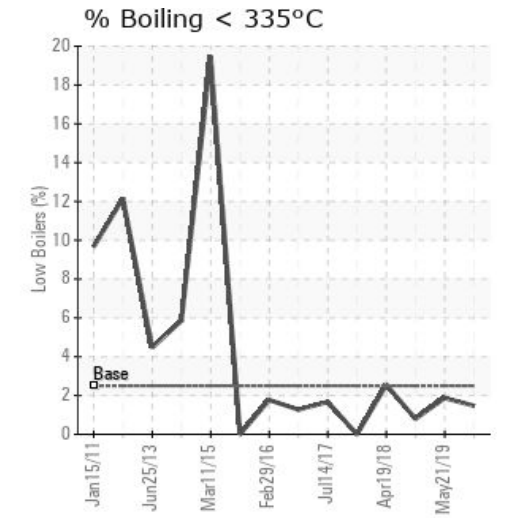
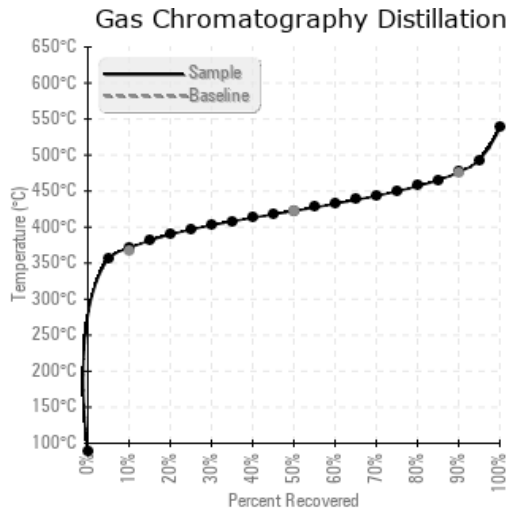
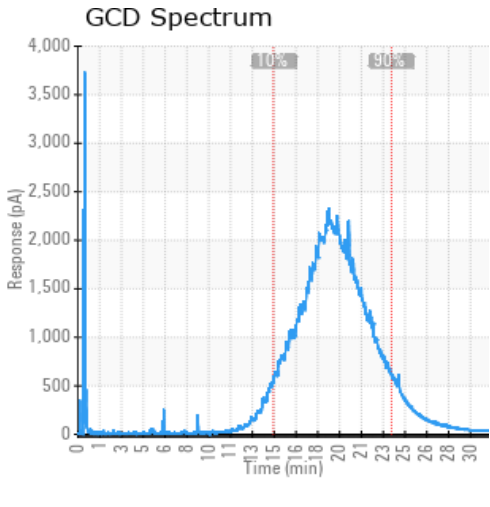
Sample Date	Received Date	Fluid Age	Sample Location	Flash Point (COC)	Water (KF)	Viscosity (40°C)	Acid Number	Solids	GCD 10%	GCD 50%	GCD 90%	GCD % < 335°C
	mm/dd/yy			°F/°C	ppm	cSt	mg/KOH/g	%wt	°F/°C	°F/°C	°F/°C	%
01/09/20	01/17/20	3y		403 / 206	4.9	29.7	0.077	0.054	700 / 371	792 / 422	889 / 476	1.47
05/21/19	05/31/19	0y		414 / 212	10.2	30.3	0.066	0.016	690 / 366	791 / 422	896 / 480	1.87
10/11/18	10/24/18	0y		396 / 202	17.5	29.3	0.098	0.047	697 / 370	794 / 423	883 / 473	0.80
04/19/18	04/27/18	0y	HEADER	396 / 202	4.2	29.9	0.02	0.061	692 / 367	802 / 428	907 / 486	2.55
01/20/18	01/29/18	2y		385 / 196	0.00	28.8	0.062	0.035	694 / 368	782 / 417	882 / 472	0.00
Baseline Data				435 / 224		32.7	0.03		693 / 367	790 / 421	887 / 475	2.5





Sample Date	Iron	Chromium	Nickel	Aluminum	Copper	Lead	Tin	Cadmium	Silver	Vanadium	Silicon	Sodium	Potassium	Titanium	Molybdenum	Antimony	Manganese	Lithium	Boron	Magnesium	Calcium	Barium	Phosphorus	Zinc
01/09/20	0	0	0	0	0	0	0	0	0	0	0	0	0	0	0	0	0	0	0	0	0	0	77	0
05/21/19	0	0	0	0	0	0	0	0	0	0	0	0	0	0	0	0	0	0	0	0	0	0	75	0
10/11/18	0	0	0	0	0	0	0	0	0	0	0	0	0	0	0	0	0	0	0	0	0	0	76	0
04/19/18	0	0	0	0	0	0	0	0	0	0	0	0	0	0	0	0	0	0	0	0	0	0	83	0
01/20/18	0	0	0	0	0	0	0	0	0	0	0	0	0	0	0	0	0	0	0	0	0	0	87	0
Baseline Data			0	0						0			0	0					0				270	

Elemental analysis results (above) in parts per million (ppm). [10,000 ppm = 1.0%]



Historical Comments

05/21/19	Everything looks good, the fluid condition is great and degradation and contamination are not detected.
10/11/18	The fluid appears to be in excellent condition after 2.5 years, with minimal discoloration. Flash point remains strong. All properties tested are normal and well within acceptable limits. Acid Number (oxidation), moisture and overall contaminants are barely detectable. Pls re-sample at next scheduled interval.
04/19/18	The fluid appears to be in excellent condition after 2 years, with minimal discoloration. Flash point remains strong. All properties tested are normal and well within acceptable limits. Moisture and overall contaminants are barely detectable. Pls re-sample at next scheduled interval. (GCD) 90% Distillation Point is marginally high.
01/20/18	The fluid appears to be in excellent condition after 2 years, with minimal discoloration. Flash point remains strong. All properties tested are normal and well within acceptable limits. Moisture and overall contaminants are barely detectable. Pls re-sample at next scheduled interval.

Petro-Canada makes no representation or warranty of any kind, either express or implied, as to the accuracy or completeness of the analysis and assumes no responsibility and shall have no liability whatsoever with respect to such analysis, or a party's use of it. Petro-Canada is a division of HollyFrontier Corporation.