

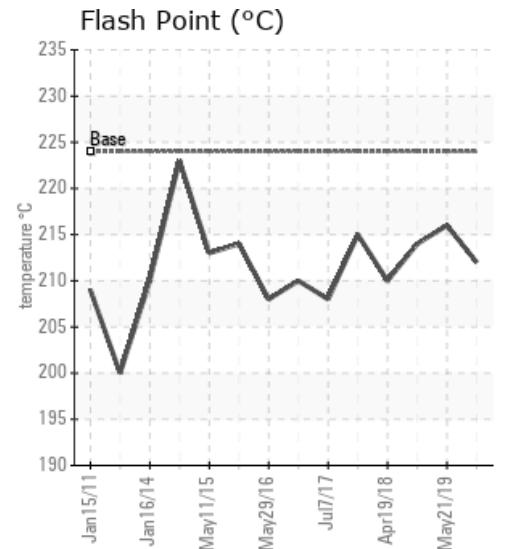
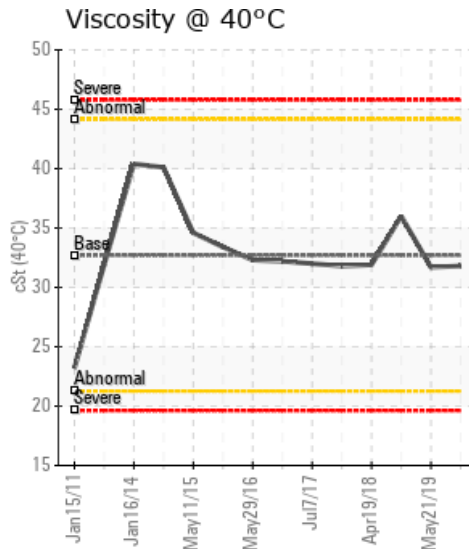
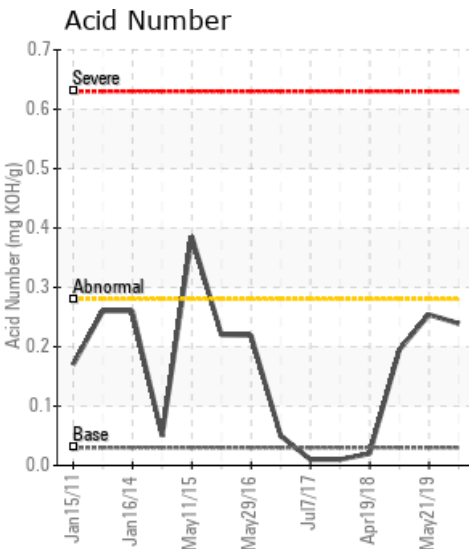
LINE 2 HOT OIL SYSTEM

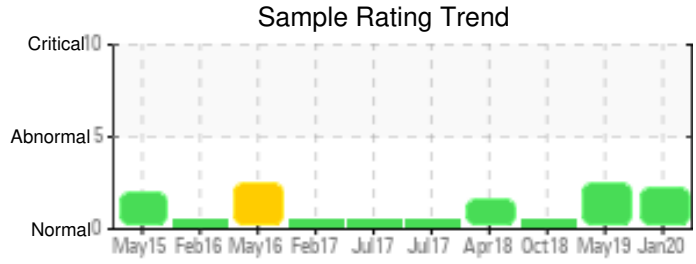
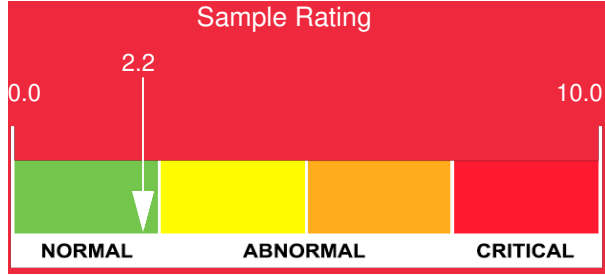
Customer: PTRHTF10059	System Information	Sample Information
CERTAINTEED - SAINT GOBAIN 11519 US RT 250 N MILAN, OH 44846 USA Attn: DAVE BLAKELY Tel: (419)541-0843 E-Mail: dave.l.blakely@saint-gobain.com	System Volume: 1265 gal Bulk Operating Temp: 480F / 249C Heating Source: Blanket: Fluid: PETRO CANADA CALFLO AF Make: FIRST THERMOL	Lab No: 02332560 Analyst: Gaston Arseneault Sample Date: 01/09/20 Received Date: 01/17/20 Completed: 01/23/20

Recommendation: The condition of the oil is virtually unchanged since May 2019. all properties are normal. Keep up the good work and sample at next scheduled interval

Comments:

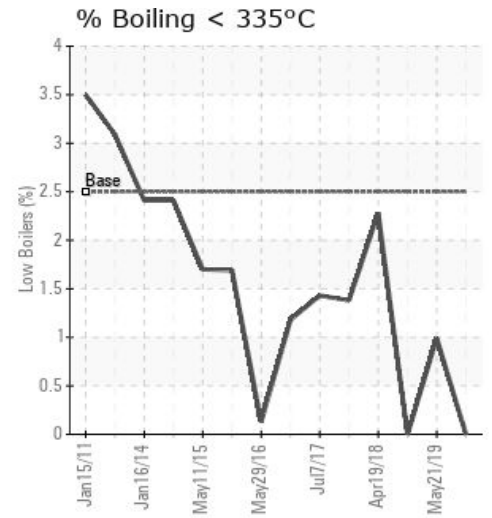
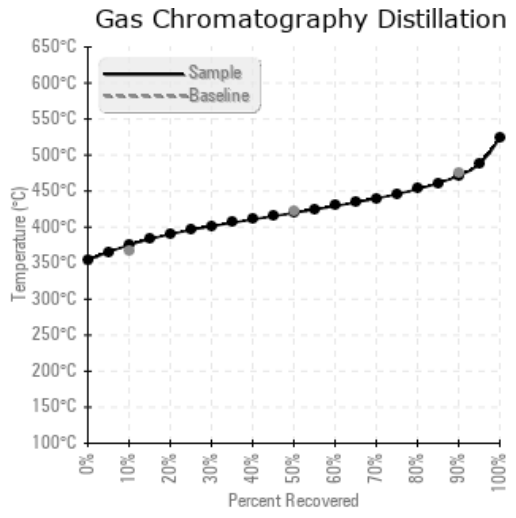
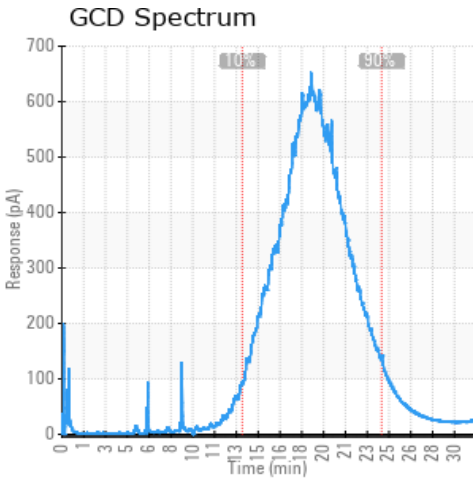
Sample Date	Received Date	Fluid Age	Sample Location	Flash Point (COC)	Water (KF)	Viscosity (40°C)	Acid Number	Solids	GCD 10%	GCD 50%	GCD 90%	GCD % < 335°C
	mm/dd/yy			°F/°C	ppm	cSt	mg/KOH/g	%wt	°F/°C	°F/°C	°F/°C	%
01/09/20	01/17/20	0y		414 / 212	5.9	31.8	0.239	0.130	707 / 375	787 / 420	881 / 471	0.00
05/21/19	05/31/19	0y		421 / 216	10.3	31.7	0.254	0.013	686 / 363	780 / 416	888 / 476	0.99
10/11/18	10/24/18	0y		417 / 214	14.3	36.0	0.195	0.207	694 / 368	786 / 419	880 / 471	0.00
04/19/18	04/27/18	0y	OFF OF HEADER	410 / 210	6.1	31.9	0.02	0.277	690 / 365	790 / 421	883 / 473	2.28
07/12/17	07/28/17	0y		419 / 215	18.5	31.8	0.01	0.314	697 / 369	794 / 424	896 / 480	1.38
Baseline Data				435 / 224		32.7	0.03		693 / 367	790 / 421	887 / 475	2.5





Sample Date	Iron	Chromium	Nickel	Aluminum	Copper	Lead	Tin	Cadmium	Silver	Vanadium	Silicon	Sodium	Potassium	Titanium	Molybdenum	Antimony	Manganese	Lithium	Boron	Magnesium	Calcium	Barium	Phosphorus	Zinc	
01/09/20	0	0	0	0	0	0	0	0	0	0	0	0	0	0	0	0	0	0	0	0	0	0	42	0	
05/21/19	2	0	0	0	0	0	0	0	0	0	0	0	0	0	0	0	0	0	0	0	0	0	0	53	0
10/11/18	3	0	0	0	0	0	0	0	0	0	0	0	0	0	0	0	0	0	0	0	0	0	0	60	0
04/19/18	5	0	0	0	0	0	0	0	0	0	0	0	0	0	0	0	0	0	0	0	0	0	0	57	0
07/12/17	8	0	0	0	0	0	0	0	0	0	0	0	0	0	0	0	0	0	2	0	0	0	0	91	0
Baseline Data			0	0						0			0	0					0					270	

Elemental analysis results (above) in parts per million (ppm). [10,000 ppm = 1.0%]



Historical Comments	
05/21/19	Everything looks good but we are noticing a steady increase in the acid number since last year which may mean the fluid is undergoing oxidation. This will result in a shortened fluid life. Oxidation is when the fluid gets oxidized due to contact with oxygen from air. First, we suggest to check the nitrogen blanket to make sure oxygen is kept out of the expansion tank. Second, if there is oxygen in the expansion tank and the fluid temperature in the expansion tank is hotter than 125F, this means the fluid will oxidize rapidly because the oxidation rate doubles for every 18F increase. Let's discuss what may be happening
10/11/18	The Acid Number test jumped to 0.2. While this is still a very low value and the test itself carries a certain uncertainty when measuring low values, the jump from 0.02 to 0.2 is noticeable in that perhaps oxidation has begun. We will monitor this property and if the trend of increasing Acid Number continues we will recommend to take action. Resample in 6 months.
04/19/18	The condition of the oil looks very good. Please continue to sample at the same 8-9 months frequency.
07/12/17	Everything looks excellent, nothing is flagged. Pls resample at next scheduled interval.

Petro-Canada makes no representation or warranty of any kind, either express or implied, as to the accuracy or completeness of the analysis and assumes no responsibility and shall have no liability whatsoever with respect to such analysis, or a party's use of it. Petro-Canada is a division of HollyFrontier Corporation.