

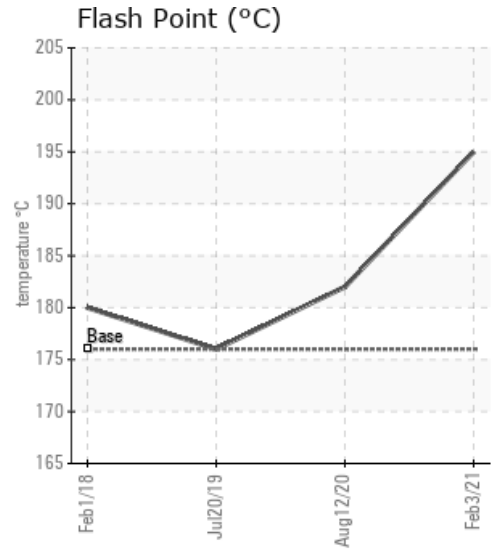
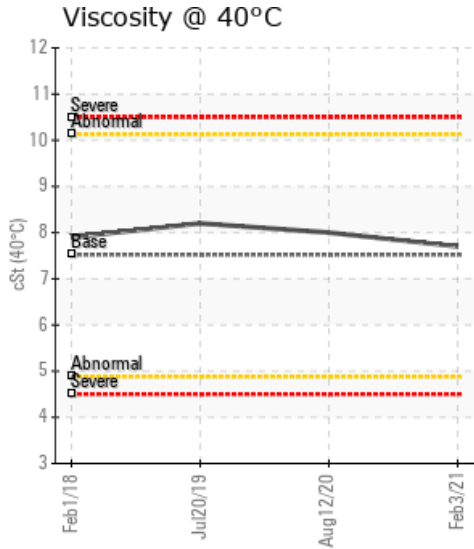
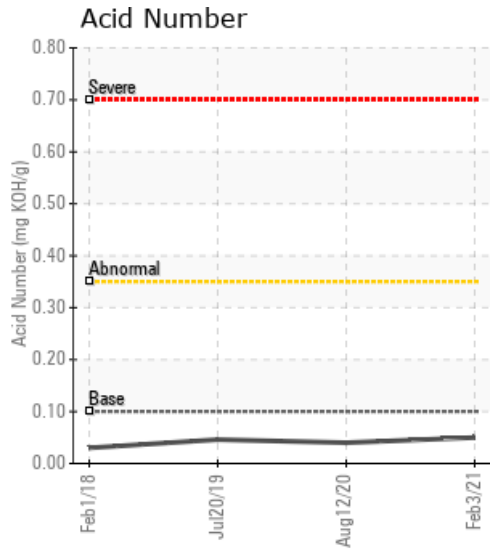
[ATHABASCA OIL CORP / 13-03-79-10W4M] L5 (PAD E) LIESMER

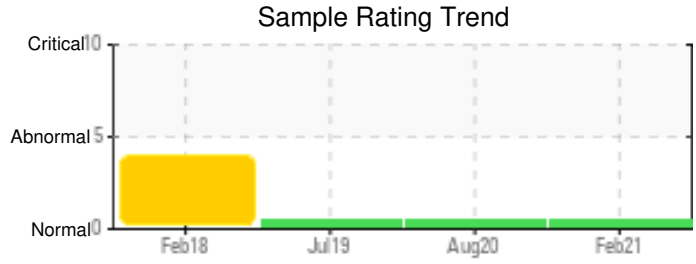
Customer: PTRHTF20133	System Information	Sample Information
ATHABASCA OIL CORP. LEISMER DEMONSTRATION PLANT LSD2-79-10-W4M NEAR CONKLIN, AB CA Attn: George Ball Tel: (587)233-1312 E-Mail: gball@atha.com	System Volume: 8000 ltr Bulk Operating Temp: 212F / 100C Heating Source: Blanket: Fluid: PETRO CANADA CALFLO LT Make:	Lab No: 02405699 Analyst: Terry Veenstra Sample Date: 02/03/21 Received Date: 02/24/21 Completed: 03/01/21 Terry Veenstra terry.veenstra@HFSinclair.com

Recommendation: Fluid is in good condition and good for continued use. Resample in 6 months

Comments:

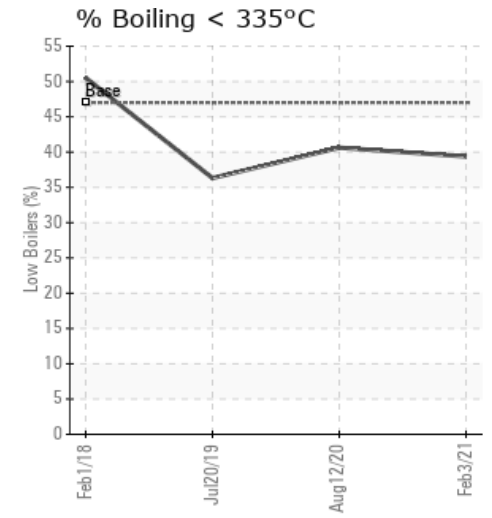
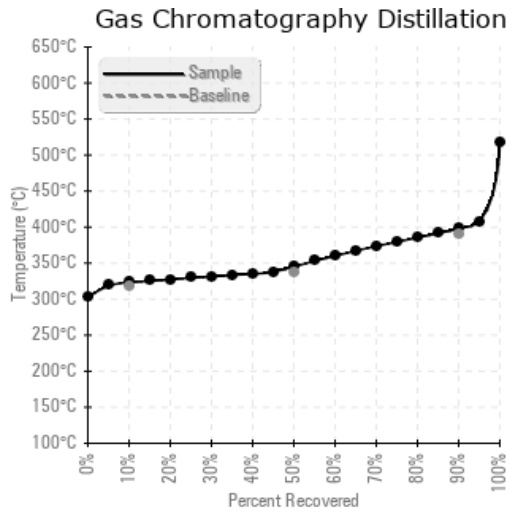
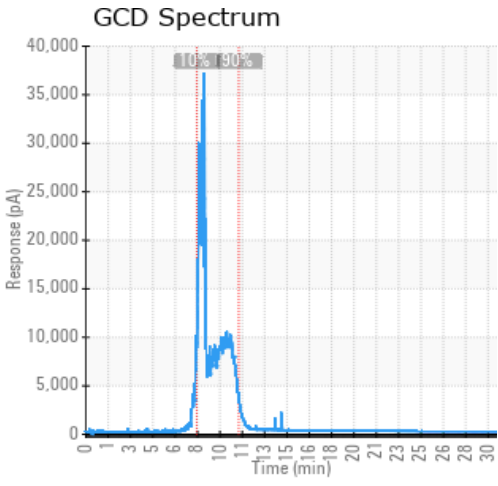
Sample Date	Received Date	Fluid Age	Sample Location	Flash Point (COC)	Water (KF)	Viscosity (40°C)	Acid Number	Solids	GCD 10%	GCD 50%	GCD 90%	GCD % < 335°C
	mm/dd/yy			°F/°C	ppm	cSt	mg/KOH/g	%wt	°F/°C	°F/°C	°F/°C	%
02/03/21	02/24/21	0.0y	Bott. of tracer tree	383 / 195	24.1	7.7	0.05	0.122	614 / 323	653 / 345	748 / 398	39.36
08/12/20	08/31/20	0.0y	P0102B	360 / 182	6.0	8.0	0.04	0.050	613 / 323	653 / 345	747 / 397	40.62
07/20/19	08/09/19	0.0y		349 / 176	0.00	8.2	0.046	0.063	613 / 323	653 / 345	747 / 397	36.31
02/01/18	02/21/18	2.5y		356 / 180	3.9	7.9	0.03	0.009	608 / 320	634 / 335	734 / 390	50.52
Baseline Data				349 / 176		7.52	0.1		604 / 318	640 / 338	734 / 390	47.0





Sample Date	Iron	Chromium	Nickel	Aluminum	Copper	Lead	Tin	Cadmium	Silver	Vanadium	Silicon	Sodium	Potassium	Titanium	Molybdenum	Antimony	Manganese	Lithium	Boron	Magnesium	Calcium	Barium	Phosphorus	Zinc
02/03/21	5	0	0	0	0	0	0	0	0	0	5	0	1	0	0	0	0	0	0	0	0	0	242	0
08/12/20	5	0	0	0	0	0	0	0	0	0	4	0	0	0	0	0	0	0	0	0	0	0	261	0
07/20/19	7	0	0	0	0	0	0	0	0	0	4	0	0	0	0	0	0	0	0	0	0	0	250	0
02/01/18	18	0	0	0	0	0	0	0	0	0	5	0	0	0	0	0	0	0	0	0	0	0	246	0
Baseline Data			0	0						0			0	0				0	0				270	

Elemental analysis results (above) in parts per million (ppm). [10,000 ppm = 1.0%]



Historical Comments

08/12/20	Results Normal. No action needed at this time. Resample at next scheduled date.
07/20/19	Test results are normal. No immediate action required. Resample at the next interval.
02/01/18	The fluid is in good condition and suitable for further use. Low boiler vapor content is high (GCD% <335C = 50.52%). For fresh Calflo LT this is 35%. This is a result of normal thermal degradation of the fluid and can be rectified by venting low boiler vapor to atmosphere. Please re-sample in 6 months. (GCD) % < 335°C is severely high.

Petro-Canada makes no representation or warranty of any kind, either express or implied, as to the accuracy or completeness of the analysis and assumes no responsibility and shall have no liability whatsoever with respect to such analysis, or a party's use of it. Petro-Canada is a division of HollyFrontier Corporation.