

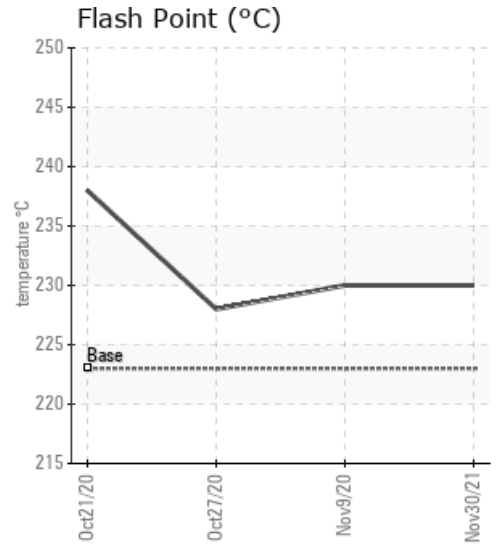
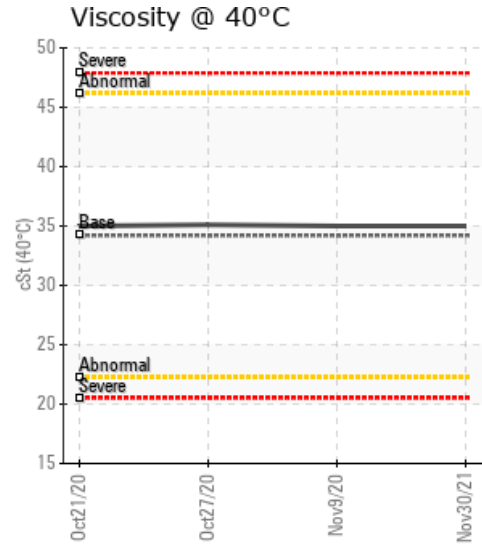
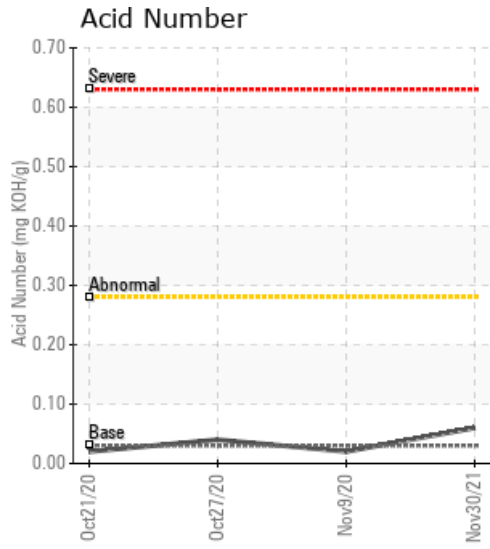
[16-28-71-9 W6M] PIPESTONE NORTH

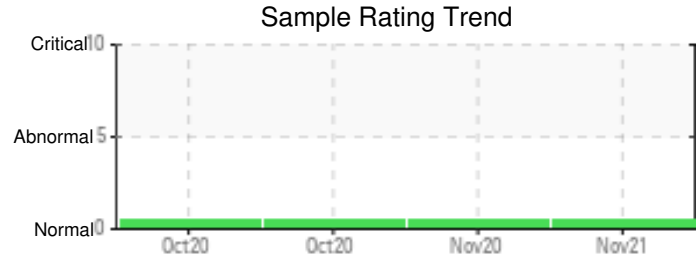
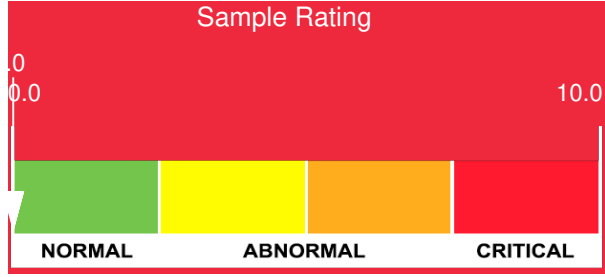
Customer: PTRHTF20245	System Information	Sample Information
NUVISTA ENERGY LTD RR 93 WEMBLY, AB T8W 0H6 Canada Attn: Eldon Weaver Tel: (780)831-5603 E-Mail: eweaver@nvaenergy.com	System Volume: 65000 ltr Bulk Operating Temp: 392F / 200C Heating Source: Blanket: Fluid: PETRO CANADA PETRO-THERM Make: HEATECH	Lab No: 02465036 Analyst: Clinton Buhler Sample Date: 11/30/21 Received Date: 01/06/22 Completed: 01/13/22 Clinton Buhler Clinton.Buhler@HFSinclair.com

Recommendation: Sample results indicate the fluid is in suitable condition for continued service. Please re-sample in 12 months

Comments:

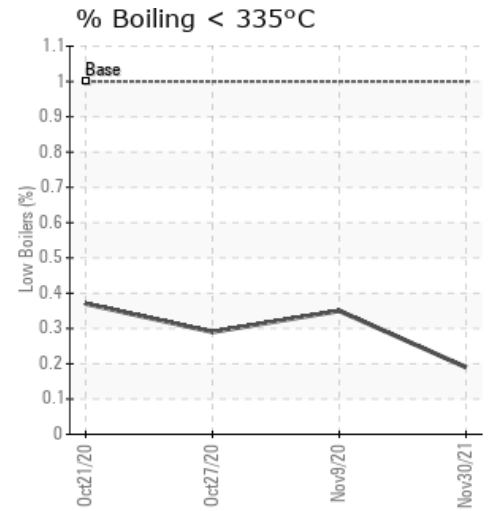
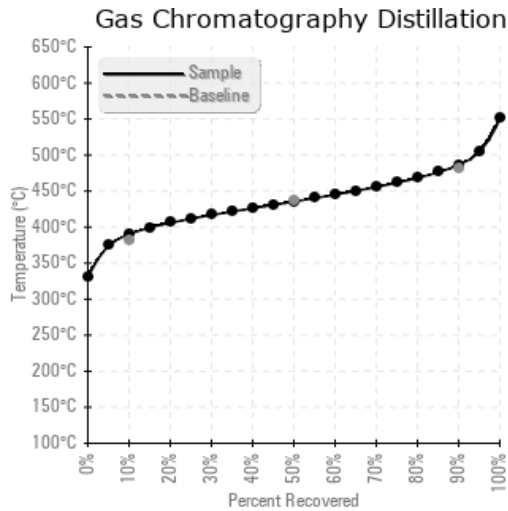
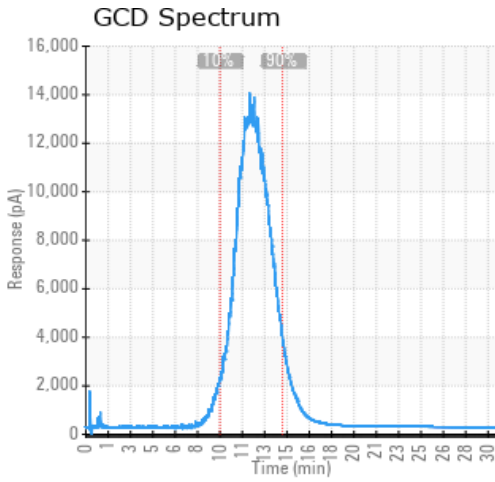
Sample Date	Received Date	Fluid Age	Sample Location	Flash Point (COC)	Water (KF)	Viscosity (40°C)	Acid Number	Solids	GCD 10%	GCD 50%	GCD 90%	GCD % < 335°C
	mm/dd/yy			°F/°C	ppm	cSt	mg/KOH/g	%wt	°F/°C	°F/°C	°F/°C	%
11/30/21	01/06/22	0.0d	pump inlet	446 / 230	60.3	35.0	0.06	0.038	734 / 390	816 / 435	908 / 486	0.19
11/09/20	11/16/20	20.0d	PUMP DISCHARGE	446 / 230	13.0	35.0	0.02	0.046	736 / 391	818 / 437	910 / 488	0.35
10/27/20	11/04/20	7.0d	Piping from heater	442 / 228	22.0	35.1	0.04	0.069	735 / 391	818 / 436	909 / 487	0.29
10/21/20	10/28/20	0.0d		460 / 238	39.0	35.0	0.02	0.104	735 / 390	814 / 435	901 / 483	0.37
Baseline Data				433 / 223		34.2	0.03		720 / 382	817 / 436	900 / 482	1.00





Sample Date	Iron	Chromium	Nickel	Aluminum	Copper	Lead	Tin	Cadmium	Silver	Vanadium	Silicon	Sodium	Potassium	Titanium	Molybdenum	Antimony	Manganese	Lithium	Boron	Magnesium	Calcium	Barium	Phosphorus	Zinc
11/30/21	0	0	0	0	0	0	0	0	0	0	0	0	0	0	0	0	0	0	1	0	0	0	0	0
11/09/20	1	0	0	0	0	0	0	0	0	0	0	0	0	0	0	0	0	0	0	0	2	0	2	2
10/27/20	1	0	0	0	0	0	0	0	0	0	0	0	0	0	0	0	0	0	0	0	2	0	2	2
10/21/20	0	0	0	0	0	0	0	0	0	0	0	0	0	0	0	0	0	0	0	0	2	0	2	2
Baseline Data			0	0						0			0	0					0				0	

Elemental analysis results (above) in parts per million (ppm). [10,000 ppm = 1.0%]



Historical Comments

11/09/20	Final sample of the fluid after filtering has been completed. ISO particle count remains at 23/21/14 yet solids has gone from 0.069% to 0.046% which is also an indication of efficient filtering. Please re-sample once system is operational at normal operating temperatures.
10/27/20	Sample is after filtering of the fluid has began. Filtering is improving cleanliness as ISO particle count has gone from 24/22/17 to 23/21/14; solids has gone from 0.104% to 0.069%. Please re-sample once system is operational at normal operating temperatures.
10/21/20	This sample is of new Petro-Therm in the Pipestone facility heater circulating without full system temperature. ISO particle count (Fluid Cleanliness) is at 24/22/17. All other parameters indicate fresh and healthy Petro-Therm. Please re-sample fluid after filtering is complete and after it has ran at operating temperature for at least 24 hours. For future samples, please indicate blanket gas pressure and time on oil.

Petro-Canada makes no representation or warranty of any kind, either express or implied, as to the accuracy or completeness of the analysis and assumes no responsibility and shall have no liability whatsoever with respect to such analysis, or a party's use of it. Petro-Canada is a division of HollyFrontier Corporation.