

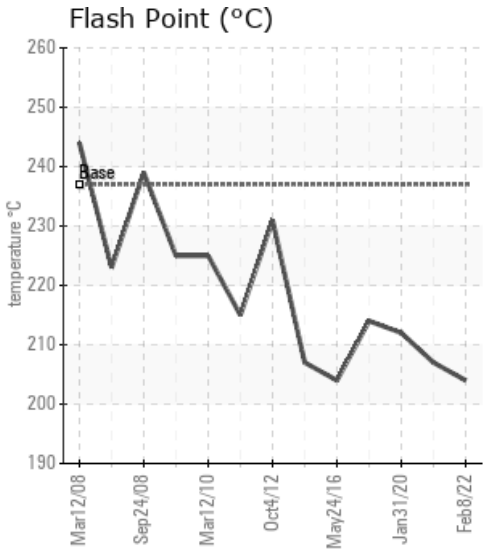
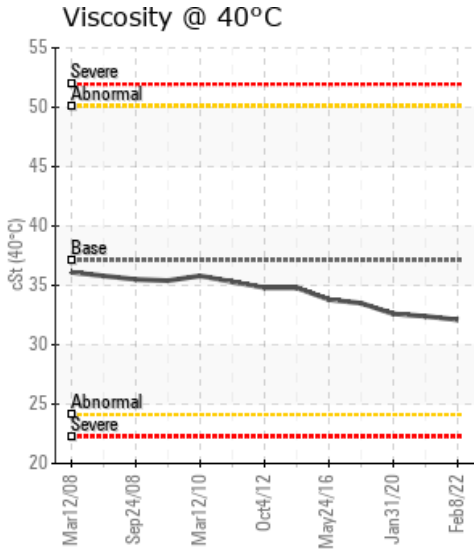
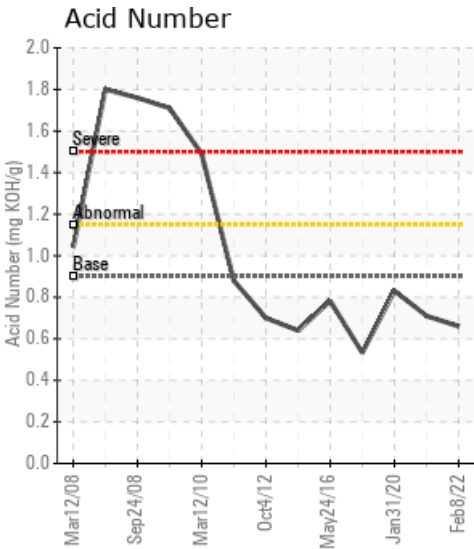
WANSON

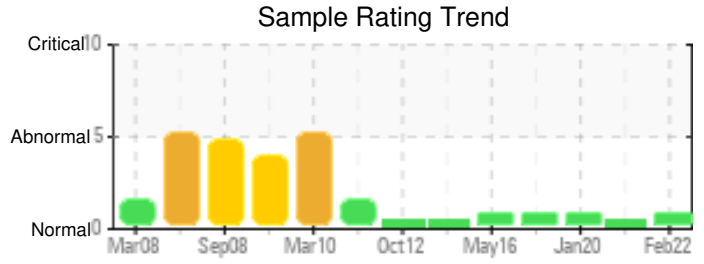
Customer: PTRHTF40021	System Information	Sample Information
MARINE HARVEST STERK BV VUURTORENWEG 13 FRIESLAND LEMMER, FRI NETHERLANDS Attn: Maintenance Manager Tel: E-Mail:	System Volume: 3000 ltr Bulk Operating Temp: 275F / 135C Heating Source: Blanket: Fluid: PETRO CANADA PURITY FG HEAT TRANSFER FLUID Make: WANSON	Lab No: 02471934 Analyst: Bill Quesnel CLS, OMA II, MLA-III, LLA-I Sample Date: 02/08/22 Received Date: 02/14/22 Completed: 02/24/22 Bill Quesnel CLS, OMA II, MLA-III, LLA-I

Recommendation: Oil appears in good condition and fit for further use. Please re-sample at normal frequency

Comments: COC Flash Point is marginally low.

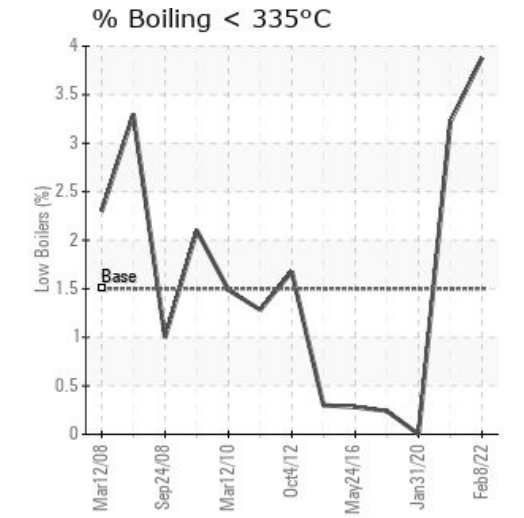
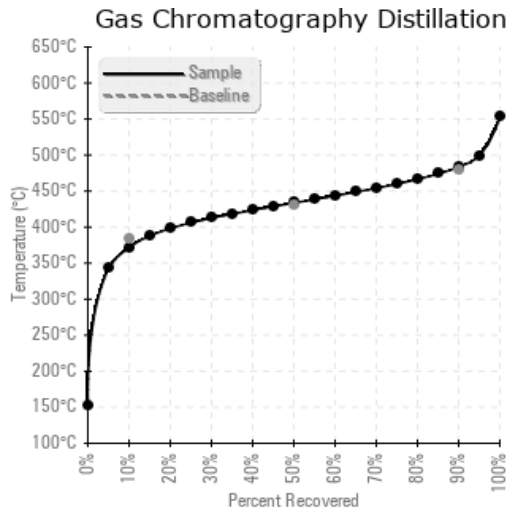
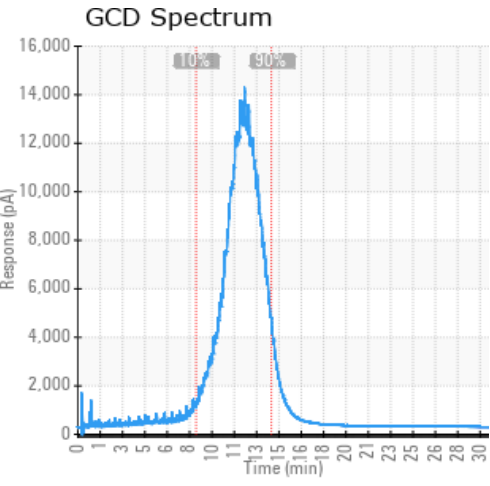
Sample Date	Received Date	Fluid Age	Sample Location	Flash Point (COC)	Water (KF)	Viscosity (40°C)	Acid Number	Solids	GCD 10%	GCD 50%	GCD 90%	GCD % < 335°C
	mm/dd/yy			°F/°C	ppm	cSt	mg/KOH/g	%wt	°F/°C	°F/°C	°F/°C	%
02/08/22	02/14/22	14.0y		399 / 204	20.1	32.1	0.66	0.110	701 / 372	812 / 434	902 / 484	3.88
02/11/21	02/22/21	13.0y		405 / 207	10.3	32.4	0.71	0.226	706 / 375	813 / 434	902 / 483	3.22
01/31/20	02/11/20	12.0y		414 / 212	22.6	32.6	0.831	0.075	749 / 398	824 / 440	907 / 486	0.00
11/29/17	12/05/17	9.5y		417 / 214	10.0	33.5	0.533	0.058	716 / 380	810 / 432	914 / 490	0.24
05/24/16	05/27/16	8.0y	PTRHTF40021	399 / 204	25.9	33.8	0.782	0.085	710 / 377	803 / 428	897 / 480	0.28
Baseline Data				459 / 237		37.12	0.90		721 / 383	807 / 431	892 / 478	1.5





Sample Date	Iron	Chromium	Nickel	Aluminum	Copper	Lead	Tin	Cadmium	Silver	Vanadium	Silicon	Sodium	Potassium	Titanium	Molybdenum	Antimony	Manganese	Lithium	Boron	Magnesium	Calcium	Barium	Phosphorus	Zinc
02/08/22	50	0	0	0	0	0	0	0	0	0	0	0	0	0	0	0	0	0	0	0	0	0	30	0
02/11/21	48	0	0	0	0	0	0	0	0	0	0	0	0	0	0	0	0	0	0	0	0	0	30	0
01/31/20	28	0	0	0	0	0	0	0	0	0	0	0	0	0	0	0	0	0	0	0	0	0	26	0
11/29/17	8	0	0	0	0	0	1	0	0	0	0	0	0	0	0	0	0	0	0	0	0	0	20	0
05/24/16	39	0	0	0	0	0	0	0	0	0	0	1	0	0	0	0	0	0	0	0	0	0	26	0
Baseline Data			0	0						0			0	0				0	0				230	

Elemental analysis results (above) in parts per million (ppm). [10,000 ppm = 1.0%]



Historical Comments	
02/11/21	Oil appears in good condition and fit for further use. Please re-sample at normal frequency
01/31/20	Fluid tests to specification. Fit for further use, please re-sample at normal frequency (GCD) % < 335°C measurement of 0.00% too low, but Flash Point indicates system to be in good conditions.
11/29/17	Looks to have been a 2 year gap in samples, plus a slight 'sweetening' or top up of fluid. Fit for further use but sample annually (GCD) 90% Distillation Point is marginally high.
05/24/16	Oil appears to be in good condition and fit for further service. Suggest sample at next scheduled maintenance interval. COC Flash Point is marginally low.

Petro-Canada makes no representation or warranty of any kind, either express or implied, as to the accuracy or completeness of the analysis and assumes no responsibility and shall have no liability whatsoever with respect to such analysis, or a party's use of it. Petro-Canada is a division of HollyFrontier Corporation.