

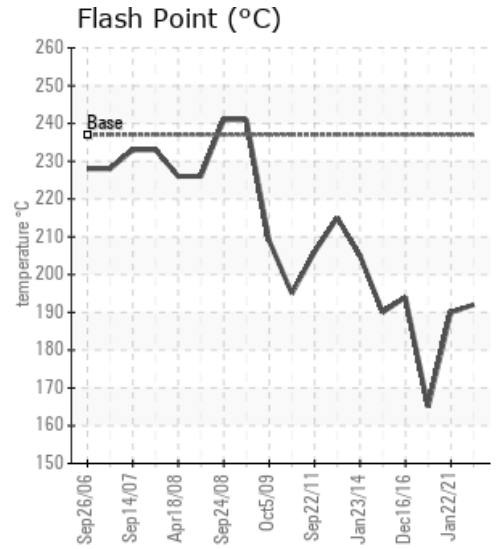
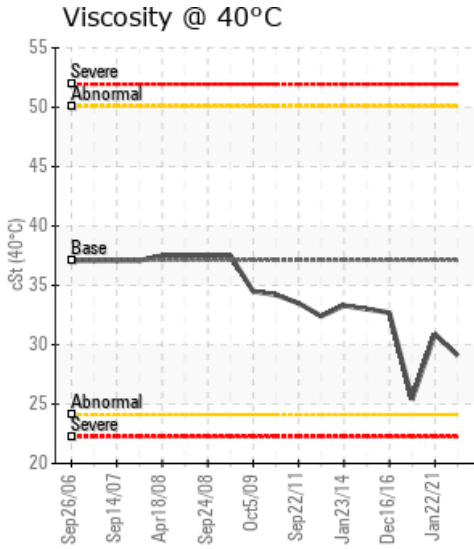
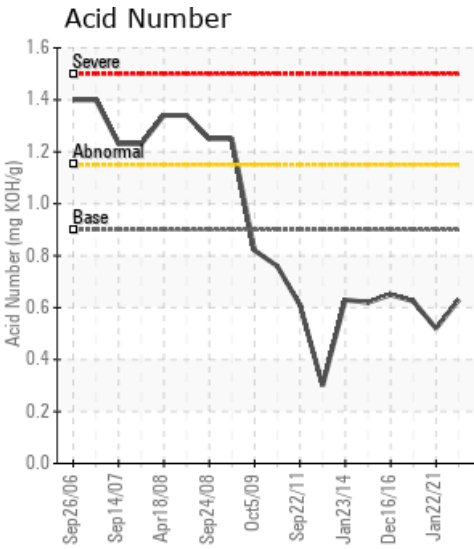
## NEW - WANSON 450

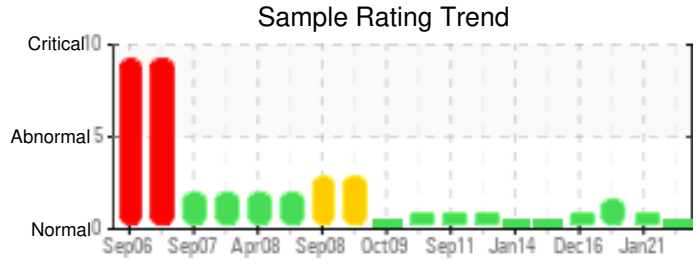
Customer: PTRHTF40052	System Information	Sample Information
ROYAAN BV HOGE MAAT 8 WIJK BIJ BUURSTED 3961 NC WIJK BIJ DUURSTED, 3961NC Netherlands Attn: WILBERT SNIJERS Tel:	System Volume: 800 ltr Bulk Operating Temp: 255F / 124C Heating Source: Blanket: Fluid: PETRO CANADA PURITY FG HEAT TRANSFER FLUID Make: WANSON	Lab No: 02491355 Analyst: Luis Rodriguez Sample Date: 05/24/22 Received Date: 05/30/22 Completed: 06/13/22 Luis Rodriguez luis.rodriguez@hollyfrontier.com

Recommendation: Oil condition is very stable and oil is fit for further use. Please sent in next sample at the next service interval.

Comments:

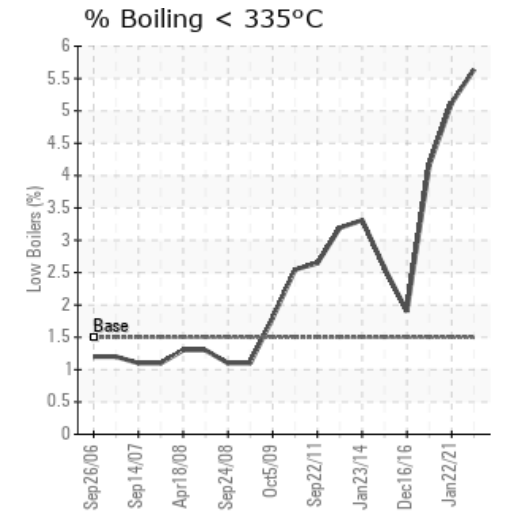
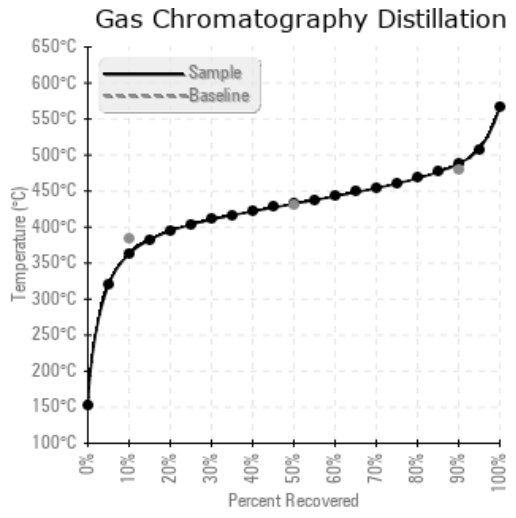
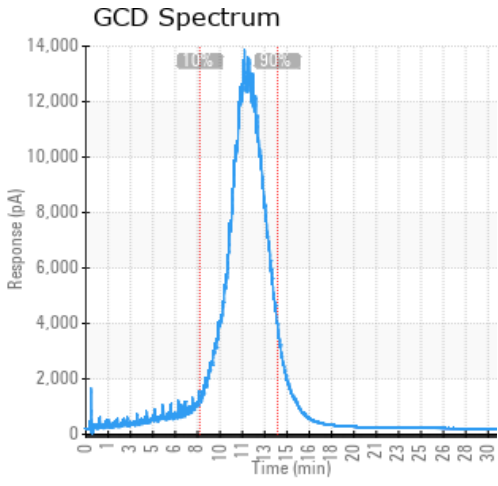
Sample Date	Received Date	Fluid Age	Sample Location	Flash Point (COC)	Water (KF)	Viscosity (40°C)	Acid Number	Solids	GCD 10%	GCD 50%	GCD 90%	GCD % < 335°C
	mm/dd/yy			°F/°C	ppm	cSt	mg/KOH/g	%wt	°F/°C	°F/°C	°F/°C	%
05/24/22	05/30/22	15.8y		378 / 192	33.6	29.1	0.63	0.068	685 / 363	810 / 432	910 / 488	5.64
01/22/21	01/28/21	14.0y		374 / 190	23.0	30.9	0.52	0.115	688 / 364	810 / 432	906 / 485	5.12
09/10/19	09/19/19	12.5y		329 / 165	31.5	25.4	0.625	0.029	699 / 371	819 / 437	909 / 487	4.16
12/16/16	01/27/17	10.0y		381 / 194	66.1	32.7	0.65	0.237	709 / 376	813 / 434	898 / 481	1.90
05/12/15	05/15/15	8.5y		374 / 190	63.1	33.0	0.62	0.035	707 / 375	818 / 436	909 / 487	2.57
Baseline Data				459 / 237		37.12	0.90		721 / 383	807 / 431	892 / 478	1.5





Sample Date	Iron	Chromium	Nickel	Aluminum	Copper	Lead	Tin	Cadmium	Silver	Vanadium	Silicon	Sodium	Potassium	Titanium	Molybdenum	Antimony	Manganese	Lithium	Boron	Magnesium	Calcium	Barium	Phosphorus	Zinc
05/24/22	14	0	0	0	0	0	0	0	0	0	0	0	0	0	0	0	0	0	0	0	0	0	31	1
01/22/21	19	0	0	0	0	0	1	0	0	0	0	0	0	0	0	0	0	0	0	0	0	0	34	0
09/10/19	30	0	0	0	1	0	3	0	0	0	0	0	0	0	0	0	0	0	0	0	0	0	35	10
12/16/16	132	0	0	0	0	0	0	0	0	0	2	0	0	0	0	0	0	0	0	0	0	0	81	13
05/12/15	6	0	0	0	0	0	3	0	0	0	0	0	0	0	0	0	0	0	0	0	0	0	32	0
Baseline Data			0	0						0			0	0				0	0				230	

Elemental analysis results (above) in parts per million (ppm). [10,000 ppm = 1.0%]



Historical Comments	
01/22/21	Fluid fit for further use. Send in new sample at next service interval. COC Flash Point is slightly low.
09/10/19	COC Flash Point severely low and unless can be recovered (safely) through next sample period an oil change is recommended COC Flash Point is severely low.
12/16/16	The oil appears to be in good condition at this time. However there has been a spike in Iron levels which can have an adverse effect on stability in the short term moving forward. Suggest locating the source of Iron contamination. Iron ppm levels are abnormal.
05/12/15	Oil appears to be in good condition. Sample at next scheduled maintenance interval.

Petro-Canada makes no representation or warranty of any kind, either express or implied, as to the accuracy or completeness of the analysis and assumes no responsibility and shall have no liability whatsoever with respect to such analysis, or a party's use of it. Petro-Canada is a division of HollyFrontier Corporation.