

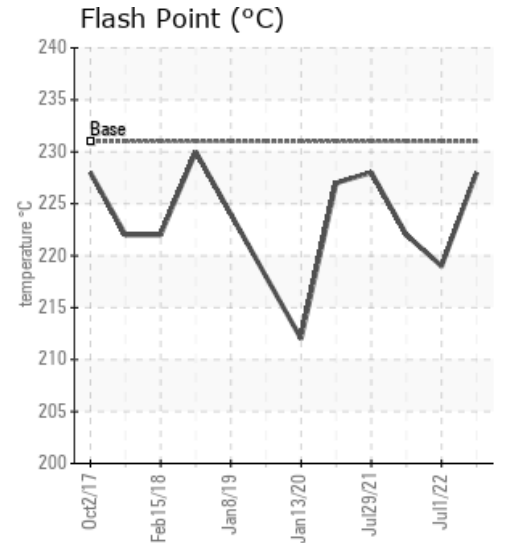
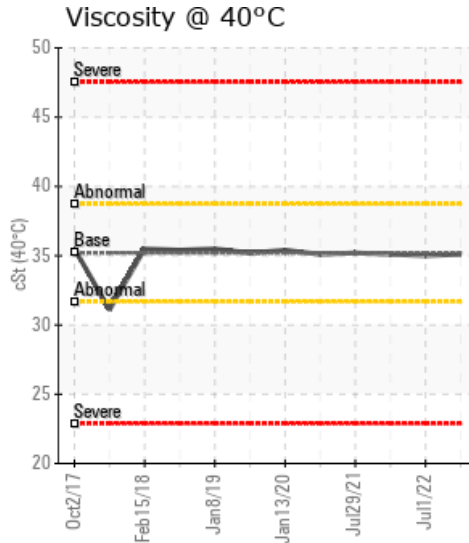
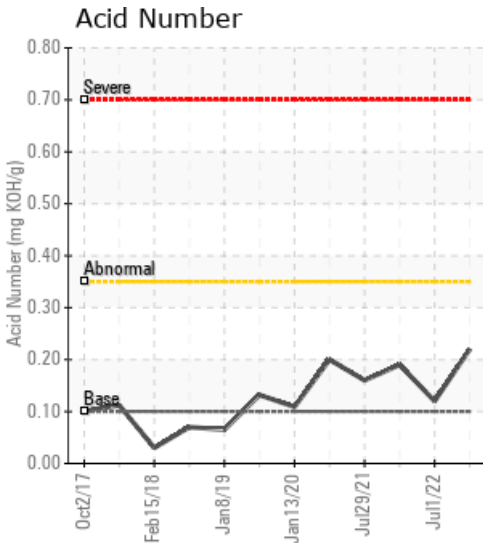
## RM07 Sealdown Loop Hot Oil System

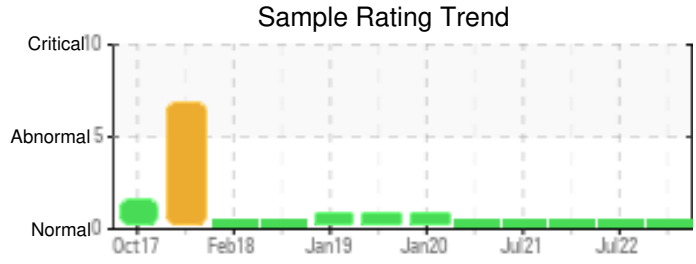
Customer: PTRHTF10141	System Information	Sample Information
TAMKO BUILDING PRODUCTS 2300 35TH ST TUSCALOOSA, AL 35401 USA Attn: Eric Foote Tel: x: E-Mail: eric_foote@tamko.com	System Volume: 110 gal Bulk Operating Temp: 430F / 221C Heating Source: Blanket: Fluid: PETRO CANADA CALFLO HTF Make: Heat Exchanger And T	Lab No: 02530936 Analyst: Jake Finn Sample Date: 12/15/22 Received Date: 12/29/22 Completed: 01/09/23 Jake Finn jake.finn@HFSinclair.com

Recommendation: Sample does not show any signs of wear metals, contamination or fluid degradation, indicating the fluid is in great condition and suitable for continued use. Please submit a sample for testing in 12 months.

Comments: N/A

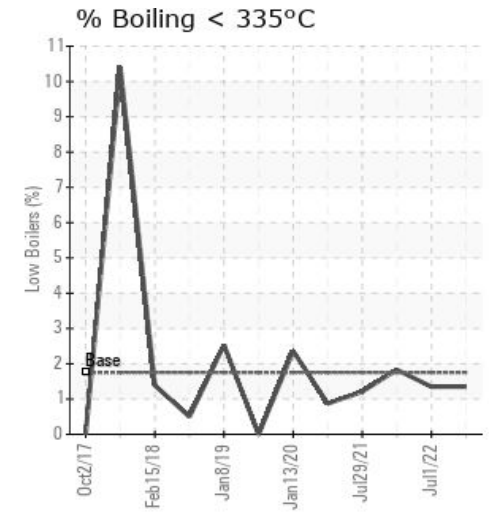
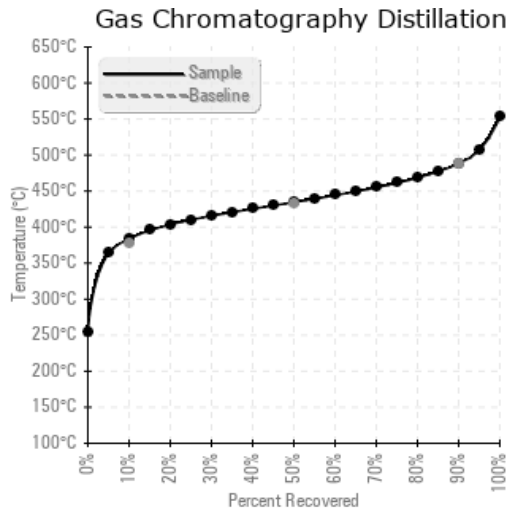
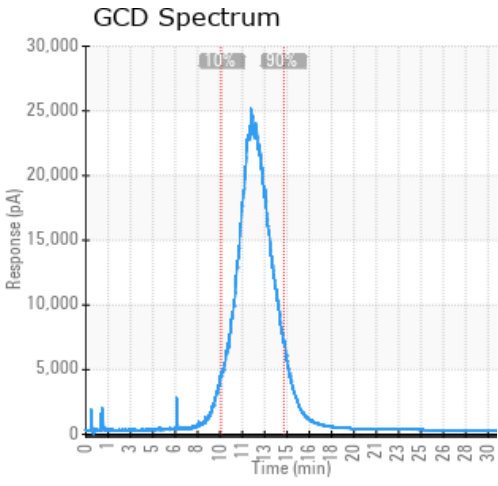
Sample Date	Received Date	Fluid Age	Sample Location	Flash Point (COC)	Water (KF)	Viscosity (40°C)	Acid Number	Solids	GCD 10%	GCD 50%	GCD 90%	GCD % < 335°C
	mm/dd/yy			°F/°C	ppm	cSt	mg/KOH/g	%wt	°F/°C	°F/°C	°F/°C	%
12/15/22	12/29/22	0.0m		442 / 228	0.00	35.1	0.22	0.047	723 / 384	814 / 435	911 / 488	1.35
07/01/22	07/21/22	0.0m		426 / 219	5.7	35.0	0.12	0.053	719 / 382	811 / 433	906 / 486	1.35
01/13/22	01/21/22	0.0m		432 / 222	15.4	35.1	0.19	0.038	715 / 380	809 / 432	905 / 485	1.83
07/29/21	08/04/21	0.0m		442 / 228	24.8	35.2	0.16	0.119	721 / 383	811 / 433	903 / 484	1.21
02/12/21	02/23/21	0.0m		441 / 227	7.3	35.1	0.20	0.063	721 / 383	812 / 433	907 / 486	0.87
Baseline Data				448 / 231		35.20	.1		712 / 378	810 / 432	910 / 488	1.75





Sample Date	Iron	Chromium	Nickel	Aluminum	Copper	Lead	Tin	Cadmium	Silver	Vanadium	Silicon	Sodium	Potassium	Titanium	Molybdenum	Antimony	Manganese	Lithium	Boron	Magnesium	Calcium	Barium	Phosphorus	Zinc
12/15/22	0	0	0	0	0	0	1	0	0	0	0	0	0	0	0	0	0	0	0	0	0	0	85	0
07/01/22	1	0	0	0	0	0	1	0	0	0	0	0	0	0	0	0	0	0	0	0	0	0	81	0
01/13/22	1	0	0	0	0	0	0	0	0	0	0	0	0	0	0	0	0	0	0	0	1	0	86	1
07/29/21	3	0	0	0	0	0	0	0	0	0	0	0	0	0	0	0	0	0	0	0	0	0	88	0
02/12/21	8	0	0	0	0	0	0	0	0	0	0	0	0	0	0	0	0	0	0	0	0	0	80	2
Baseline Data			0	0						0			0	0				0	0				280	

Elemental analysis results (above) in parts per million (ppm). [10,000 ppm = 1.0%]



Historical Comments	
07/01/22	Sample indicates no signs of wear, contamination or fluid degradation. This fluid is suitable for continued use, please resample and submit for testing in 12 months.N/A
01/13/22	Sample indicates no signs of wear, contamination or fluid degradation. This fluid is suitable for continued use, please resample and submit for testing in 12 months.N/A
07/29/21	This sample is in excellent condition and indicates the system fluid is suitable for continued use. Please resubmit for testing in one year.When submitting future fluid samples, please also include the fluid age and sample location.
02/12/21	Overall the sample indicates this system fluid is in excellent condition and suitable for continued use. All sample test results came back normal, and (GCD) 90% distillation point has improved from last year. Although the acid number is normal and was not flagged, there was an increase from 0.109 to 0.20. This is not anything to be immediately concerned about but will be monitored at the next sample interval. Please resample and submit for testing in one yearN/A

Petro-Canada makes no representation or warranty of any kind, either express or implied, as to the accuracy or completeness of the analysis and assumes no responsibility and shall have no liability whatsoever with respect to such analysis, or a party's use of it. Petro-Canada is a division of HollyFrontier Corporation.