

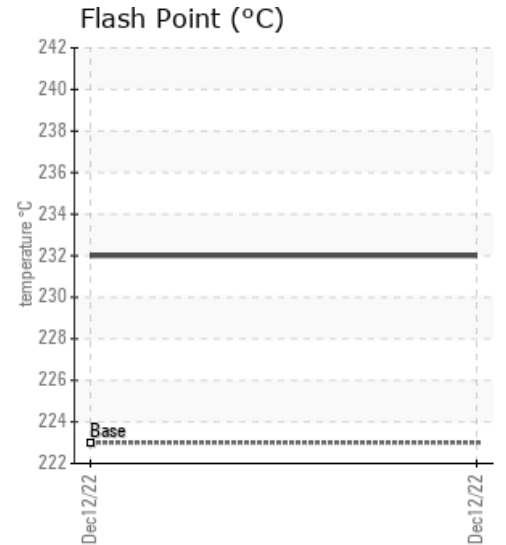
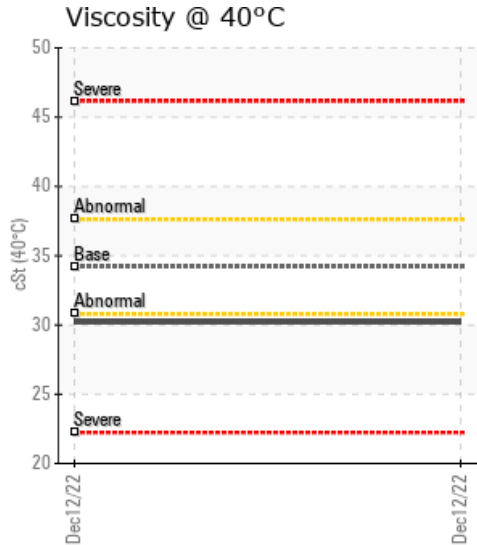
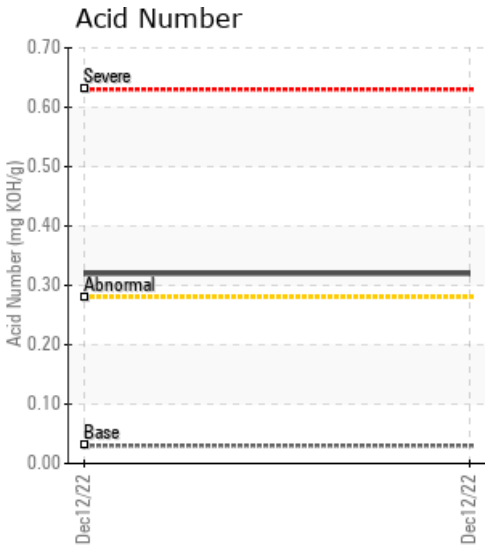
## DOW CHEMICAL R-3

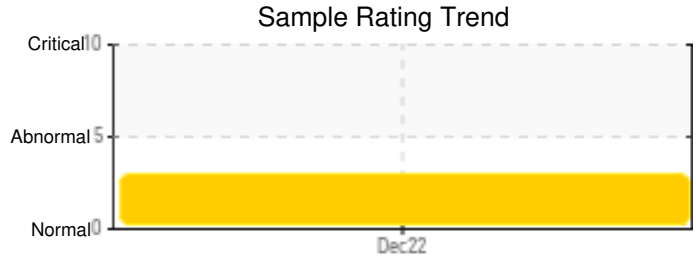
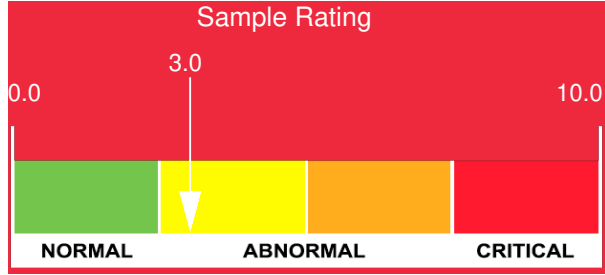
Customer: PTRHTF10262	System Information	Sample Information
J & A SALES 20W 267 101st Street Unit D Lemont, IL 40439 USA Attn: Kevin Fox Tel: (708)625-4841 E-Mail: kevin.fox40@yahoo.com	System Volume: 80 gal Bulk Operating Temp: 437F / 225C Heating Source: Blanket: Fluid: PETRO CANADA PETRO-THERM Make: AMERICAN INDUSTRIAL	Lab No: 02533271 Analyst: Yvette Trzcinski Sample Date: 12/12/22 Received Date: 01/13/23 Completed: 01/20/23 Yvette Trzcinski yvette.trzcinski@HFSinclair.com

Recommendation: Acid number has increased sign of fluid degradation and oxidation. Can lead to deposits and corrosion of the system overtime.

Comments: Acid Number (AN) is abnormally high.

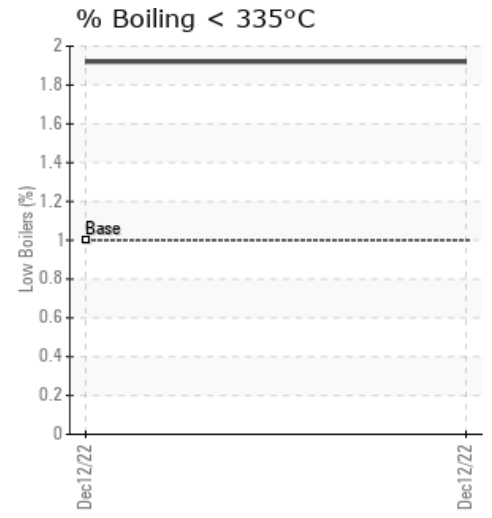
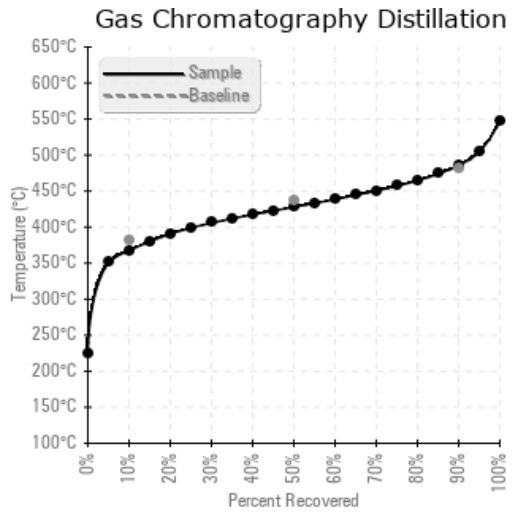
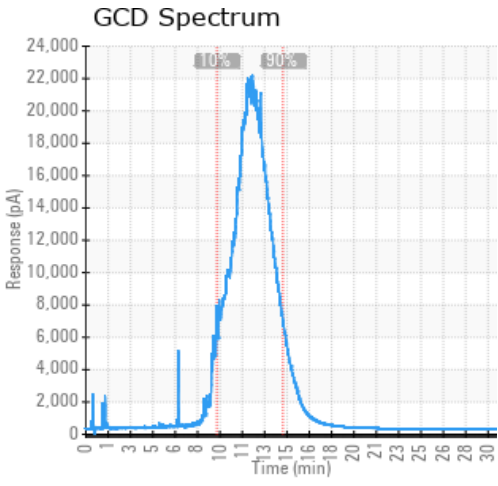
Sample Date	Received Date	Fluid Age	Sample Location	Flash Point (COC)	Water (KF)	Viscosity (40°C)	Acid Number	Solids	GCD 10%	GCD 50%	GCD 90%	GCD % < 335°C
	mm/dd/yy			°F/°C	ppm	cSt	mg/KOH/g	%wt	°F/°C	°F/°C	°F/°C	%
12/12/22	01/13/23	1.0y		450 / 232	10.8	30.2	0.32	0.044	693 / 367	802 / 428	906 / 486	1.92
Baseline Data				433 / 223		34.2	0.03		720 / 382	817 / 436	900 / 482	1.00





Sample Date	Iron	Chromium	Nickel	Aluminum	Copper	Lead	Tin	Cadmium	Silver	Vanadium	Silicon	Sodium	Potassium	Titanium	Molybdenum	Antimony	Manganese	Lithium	Boron	Magnesium	Calcium	Barium	Phosphorus	Zinc	
12/12/22	9	0	0	0	0	0	0	0	0	0	1	0	0	0	0	0	0	0	0	0	0	0	0	35	2
Baseline Data			0	0						0			0	0				0					0		

Elemental analysis results (above) in parts per million (ppm). [10,000 ppm = 1.0%]



### Historical Comments


Petro-Canada makes no representation or warranty of any kind, either express or implied, as to the accuracy or completeness of the analysis and assumes no responsibility and shall have no liability whatsoever with respect to such analysis, or a party's use of it. Petro-Canada is a division of HollyFrontier Corporation.