

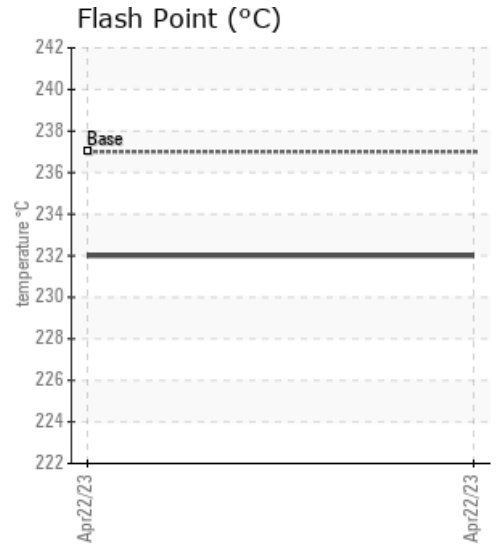
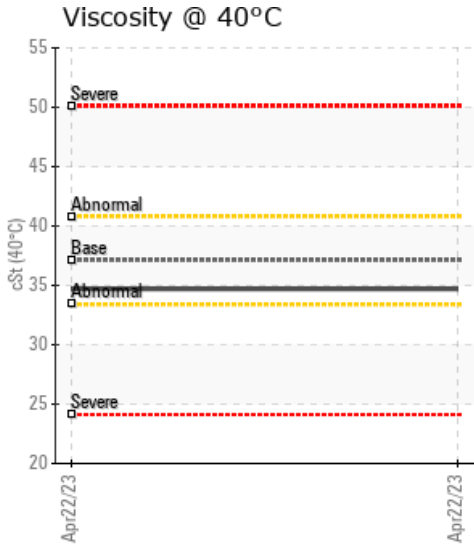
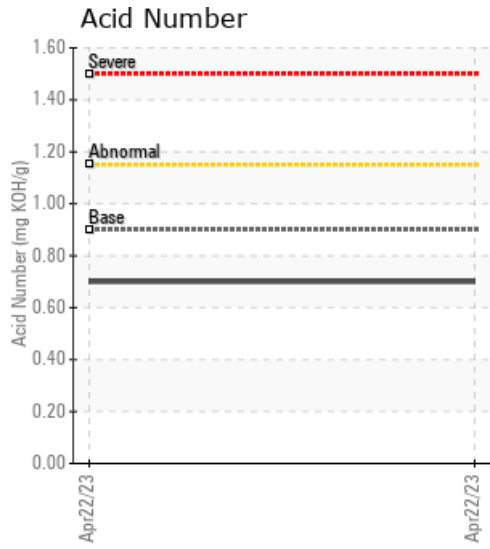
## L8 BURNER

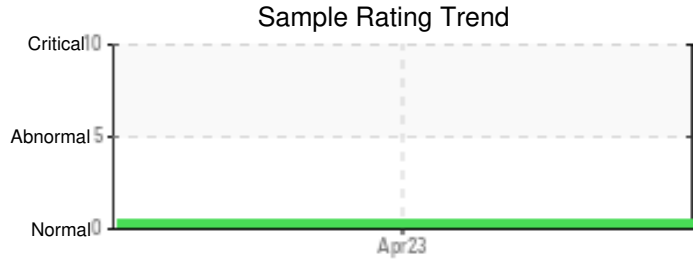
Customer: PTRHTF60028	System Information	Sample Information
Kelloggs Lot1-5 Jalan Teknologi 5 Taman Techpark Enstek, Phase 2A Bandar Negeri Sembilan, ZZ 71760 MY Attn: Tai Zhen Yue Tel: E-Mail: zhenyue.tai@kellog.com	System Volume: 1200 ltr Bulk Operating Temp: 482F / 250C Heating Source: Blanket: Fluid: PETRO CANADA PURITY FG HEAT TRANSFER FLUID Make: HEIZA GERMANY	Lab No: 02556714 Analyst: Philip Riley Sample Date: 04/22/23 Received Date: 05/10/23 Completed: 05/15/23 Philip Riley philip.riley@HFSinclair.com

Recommendation: All parameters meet expected limits. Please continue as normal and sample at next scheduled frequency

Comments:

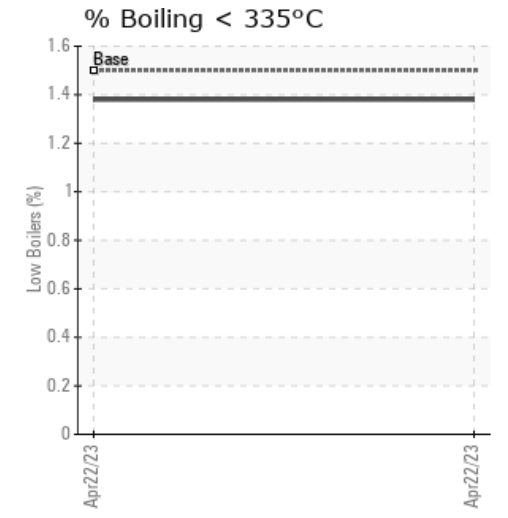
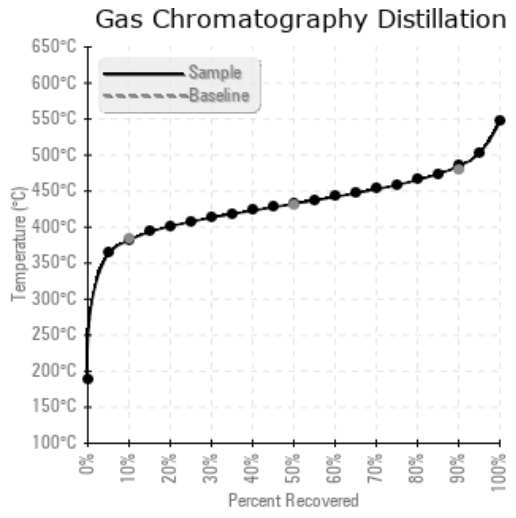
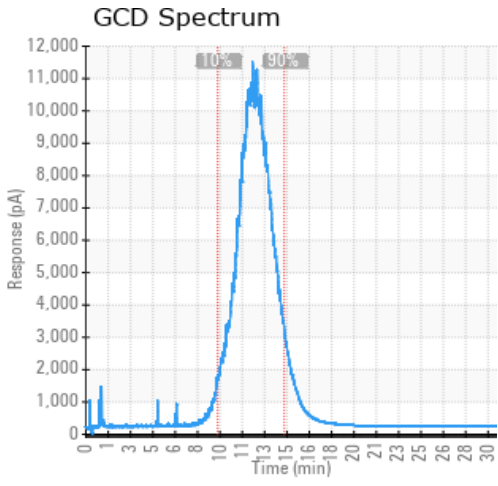
Sample Date	Received Date	Fluid Age	Sample Location	Flash Point (COC)	Water (KF)	Viscosity (40°C)	Acid Number	Solids	GCD 10%	GCD 50%	GCD 90%	GCD % < 335°C
	mm/dd/yy			°F/°C	ppm	cSt	mg/KOH/g	%wt	°F/°C	°F/°C	°F/°C	%
04/22/23	05/10/23	5.0y	samp. point at pump	450 / 232	29.9	34.7	0.70	0.058	719 / 382	810 / 432	904 / 484	1.38
Baseline Data				459 / 237		37.12	0.90		721 / 383	807 / 431	892 / 478	1.5





Sample Date	Iron	Chromium	Nickel	Aluminum	Copper	Lead	Tin	Cadmium	Silver	Vanadium	Silicon	Sodium	Potassium	Titanium	Molybdenum	Antimony	Manganese	Lithium	Boron	Magnesium	Calcium	Barium	Phosphorus	Zinc	
04/22/23	11	0	0	0	0	0	0	0	0	0	0	0	0	0	0	0	0	0	0	0	0	0	10	0	
<b>Baseline Data</b>			0	0						0			0	0				0	0					230	

Elemental analysis results (above) in parts per million (ppm). [10,000 ppm = 1.0%]



### Historical Comments


Petro-Canada makes no representation or warranty of any kind, either express or implied, as to the accuracy or completeness of the analysis and assumes no responsibility and shall have no liability whatsoever with respect to such analysis, or a party's use of it. Petro-Canada is a division of HollyFrontier Corporation.